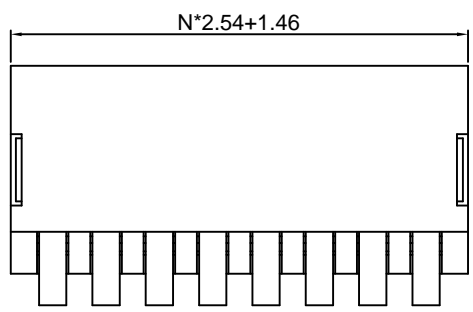



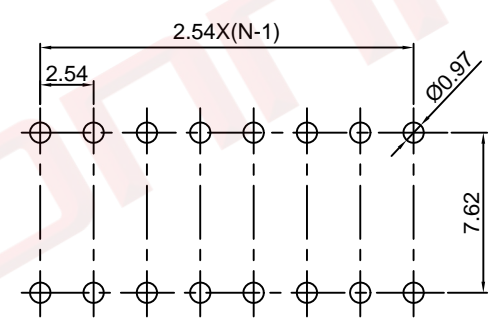
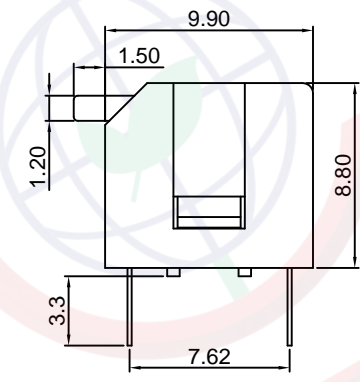
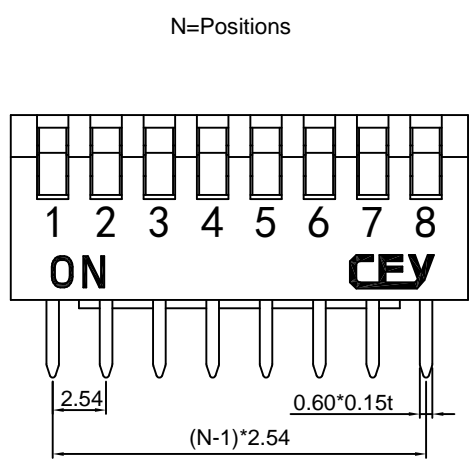
| | |
|------|---|
| Dept | |
| Qty | |
| DC | 1 |
| ED | 1 |
| IE | 1 |
| ISO | 1 |
| PD | 1 |
| R&D | 1 |
| SD | 1 |
| QA | 1 |
| QC | 1 |
| QE | 1 |

The information provided herein is from CONNPLY Electronic Co., Ltd. and is confidential. Any disclosure to a party other than the recipient is prohibited. The intellectual properties and its rights contained herein, including but not limited to, trademarks, patents, copyrights, trade secrets, and technical know-how, are owned exclusively by CONNPLY or its affiliates. Unauthorized use or reproduction of any part of this document is strictly prohibited. CONNPLY may enforce its intellectual property rights at its own discretion, failures or delays to exercise such rights does not constitute a waiver of such rights.

| REV. | DESCRIPTION | DRAWN | CHECKED | APPROVED |
|------|----------------|---------------|---------|---------------|
| A | NEW RELEASE | YCH 12/13/08' | | LJC 12/13/08' |
| E | DRAWING UPDATE | JLZ 07/05/19' | | |
| | | | | |



Warning:
During the soldering process,
The switch must be turned off.



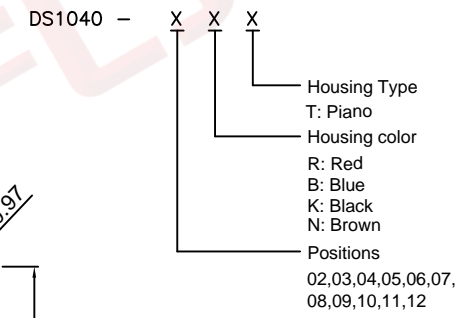
(Series Image-Reference Only)

Recommend PCB layout
(Tolerance:±0.05)

NOTES:

- 1.Mechanical
 - 1.1 Operation Force: 800g Max
 - 1.2 Stroke: 1.90mm
 - 1.3 Temperature Range: -40°C~+105°C
- 2.Materials
 - 2.1 Base: Engineering Plastics,Black
 - 2.2 Cover: Engineering Plastics,Red or Blue
 - 2.3 Acuator: Engineering Plastics,White
 - 2.4 Contact: Copper Alloy, Gold plating
- 3.Electrical
 - 3.1 Electrical Life: 2000 cycles.
 - 3.2 Contact resistance: 100mΩ Max.
 - 3.3 Insulation Resistance: 1000MΩ at 500VDC.
 - 3.4 Dielectric Withstanding Voltage: 500VAC per 1 minute
 - 3.5 Circuit: Single pole single throw
 - 3.6 Current Rating:100mA
 - 3.7 Voltage Rating:24V AC/DC

4. Product number code:



| | | | | | | | | |
|-------------------|-------|-----------------|--------|--|----|--------|---------------------------------|--|
| GENERAL TOLERANCE | | ANGLE TOLERANCE | | PROJECTION | | TITLE | 2.54mm DIP SWITCH Piano Type | |
| X. | ±0.60 | X. | ±5° | UNITS | mm | | | |
| .X | ±0.38 | .X | ±3° | SHEET SIZE | A4 | SERIES | DS1040 SERIES | |
| .XX | ±0.25 | .XX | ±2° | 晨翔电子有限公司 CONNPLY ELECTRONIC CO. LTD | | | | |
| DRAWING TYPE | | CUSTOMER | | | | | | |
| SCALE | 1:1 | SHEET | 1 OF 1 | | | | | |
| DRAWING NO. | | C-DS1040-XXT-E | | | | | | |