

ALUMINUM ELECTROLYTIC CAPACITORS

APPROVAL NO.

6399

BDA 16 VC 22 (M)

SERIES

BDA

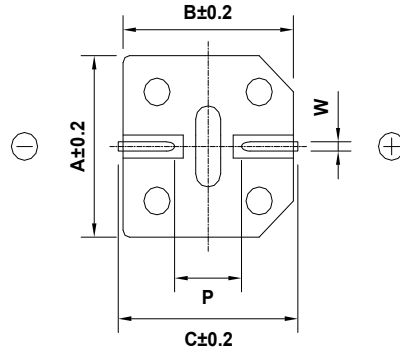
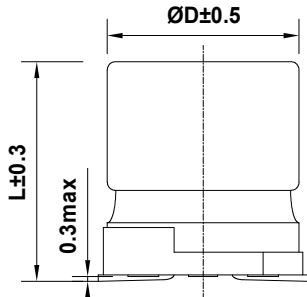
RATING

16 V 22 μ F

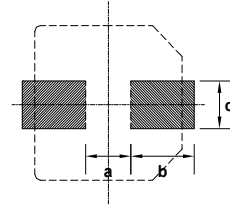
CASE SIZE

\varnothing 5 x 5.2L

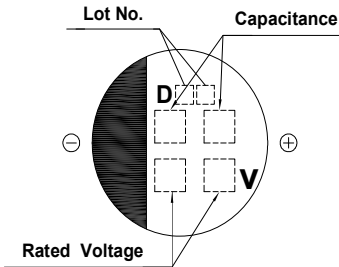
A. DIAGRAM OF DIMENSION



Recommended Solder land on PC board



█ : Solder land on PC board



Case code	ØD	L	A	B	C	W	P	a	b	c
E55	5	5.2	5.3	5.3	5.9	0.5-0.8	1.4	1.4	3.0	1.6

B. ELECTRICAL CHARACTERISTICS

- A. OPERATING TEMPERATURE RANGE : **-40 ~ +105 °C**
- B. RATED VOLTAGE : **16 V_{DC}**
- C. SURGE VOLTAGE : **20 V_{DC}**
- D. CAPACITANCE TOLERANCE : **± 20%** at 20 °C, 120Hz
- E. LEAKAGE CURRENT : Lower **3.52 μ A**, after 2 minutes at 20 °C
- F. DISSIPATION FACTOR (TAN δ) : Lower **0.20** at 20 °C, 120Hz
- G. MAX. RIPPLE CURRENT : **30 mArms** at 105 °C, 120Hz
- H. TEMPERATURE CHARACTERISTIC :
 (Max. Impedance ratio) $Z(-25^{\circ}\text{C}) / Z(20^{\circ}\text{C}) = \underline{2}$
 $Z(-40^{\circ}\text{C}) / Z(20^{\circ}\text{C}) = \underline{4}$ (at 120Hz)
- I. LOAD LIFE : The following specifications shall be satisfied when the capacitors are restored to 20 °C after the rated voltage is applied for **2,000** hours at **105 °C**.
 - # Capacitance change \leq **±25 %** of the initial value
 - # Tan δ \leq **200 %** of the initial specified value
 - # Leakage Current \leq The initial specified value
- J. SHELF LIFE : The following specifications shall be satisfied when the capacitors are restored to 20 °C after exposing them for **1,000** hours at **105 °C** without voltage applied.
 The rated voltage shall be applied to the capacitors for a minimum of 30 minutes, at least 24 hours and not more than 48 hours before the measurement.
 - # Capacitance change \leq **±25 %** of the initial value
 - # Tan δ \leq **200 %** of the initial specified value
 - # Leakage Current \leq The initial specified value
- K. CLEANING CONDITIONS : Solvent-proof
- L. OTHERS : Satisfied characteristics KS C IEC 60384-4

