



**健隆投資有限公司**  
**STRONG BASE INVESTMENT LTD.**

Unit 17, 11/F., Hewlett Centre, 52-54 Hoi Yuen Road, Kwun Tong, Kowloon, Hong Kong.  
Tel: (852) 2793 3293 Fax: (852) 2793 3096



**Approval Sheet**  
**(確認書)**

|                                 |            |
|---------------------------------|------------|
| <b>編號</b><br><b>Ref. No.</b>    |            |
| <b>日期</b><br><b>Issued Date</b> | 2015-10-27 |

**公司名稱** : \_\_\_\_\_  
Company Name

**產品編號** : 5Y3HC-10  
Part No.

**產品種類** : LED-LAMP  
Category

**產品描述** : 5MM/HIGH BRIGHT YELLOW , WATER CLEAR  
Description

**客戶產品編號** : \_\_\_\_\_  
Customer No.

**備注** : \_\_\_\_\_  
Remarks

| STRONG BASE |          |         |          |
|-------------|----------|---------|----------|
| ISSUER      | APPROVER | CHECKER | ENGINEER |
|             | 朱美丽      | 叶楠      | 高雪       |

| Authorized Signature<br>客戶簽字 |  |  |  |  |
|------------------------------|--|--|--|--|
| 部門<br>Department             |  |  |  |  |
| 簽字<br>Signature              |  |  |  |  |

工廠名稱:字之亮電子(深圳)有限公司  
工廠地址:廣東省深圳市龍崗區橫崗鎮荷坳村金源工業區  
Company Name: Pretty Light (Shen Zhen) Limited  
Factory Address:jin-Yuan,Industrial Zone He-Ao Cun,Heng-Gang  
Zhen Long-Gang Area,Shen-Zhen City,  
TEL: (755) 8976 6931 2869 6588 FAX: (755) 89767754 89767566

**PART NO. : 5Y3HC-10**

**DATE : 3 February 2016**

**5MM/HIGH BRIGHT YELLOW , WATER CLEAR**

**SPECIFICATION**

**ABSOLUTE MAXIMUM RATING (Ta=25°C)**

| Item   | Symbol           | Rating  | Unit |
|--|------------------|---------|------|
| Power Dissipation  | P <sub>D</sub>   | 70      | mW   |
| Forward Current  | I <sub>F</sub>   | 20      | mA   |
| Peak Forward Current (1/10 Duty Cycle, 0.1 ms Pulse Width) | I <sub>FP</sub>  | 100     | mA   |
| Reverse Voltage  | V <sub>R</sub>   | 5       | V    |
| Operating Temperature                                      | T <sub>opr</sub> | -40~+85 | °C   |
| Storage Temperature  | T <sub>stg</sub> | -40~+85 | °C   |

**ELECTRICAL/OPTICAL CHARACTERISTICS RATING (Ta=25°C)**

| Item                               | Symbol            | Test Conditions      | Rating |      |      | Unit |
|------------------------------------|-------------------|----------------------|--------|------|------|------|
|                                    |                   |                      | Min.   | Typ. | Max. |      |
| Forward Voltage                    | V <sub>F</sub>    | I <sub>F</sub> =20mA | 1.8    | 2.1  | 2.8  | V    |
| Reverse Current                    | I <sub>R</sub>    | V <sub>R</sub> =5V   | ---    | ---  | 10   | μA   |
| Luminous Intensity                 | I <sub>V</sub>    | I <sub>F</sub> =20mA | ---    | 150  | ---  | mcd  |
| Dominant Wave Length               | λ <sub>d</sub>    | I <sub>F</sub> =20mA | ---    | 590  | ---  | nm   |
| Viewing Angle<br>2θ <sub>1/2</sub> | 2θ <sub>1/2</sub> | I <sub>F</sub> =20mA | 18°    |      |      | deg. |

**Notes:-**

1) θ<sub>1/2</sub> is the off-axis angle where the luminous intensity is half the optical centerline value.

**Soldering Conditions** : Soldering Temp. ≤ 260°C

Soldering Time ≤ 5 Sec.



**Caution** : ESD protection measures shall be considered and taken in the initial design stage, because static electricity and surge could damage the LED.

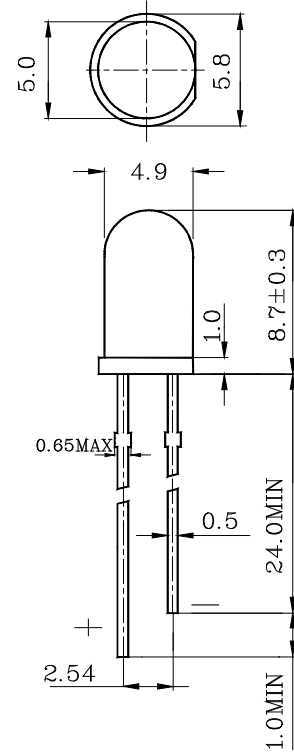
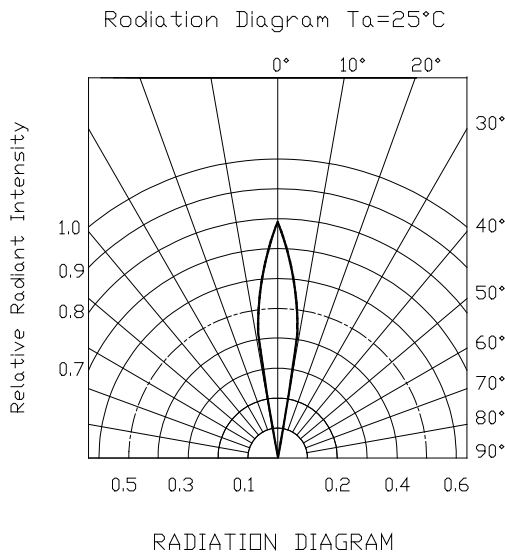
A wrist band or an anti-electrostatic glove should be used when handling Electrostatic Sensitive Devices.

**PART NO. : 5Y3HC-10**

**DATE : 3 February 2016**

**5MM/HIGH BRIGHT YELLOW , WATER CLEAR**

**PACKAGE DIMENSION**



**Tolerance: ± 0.25(0.01)**  
**Unit: mm(inch)**

| Item        | Materials    |
|-------------|--------------|
| Resin(Mold) | Epoxy Resin  |
| Lead Frame  | Copper Alloy |

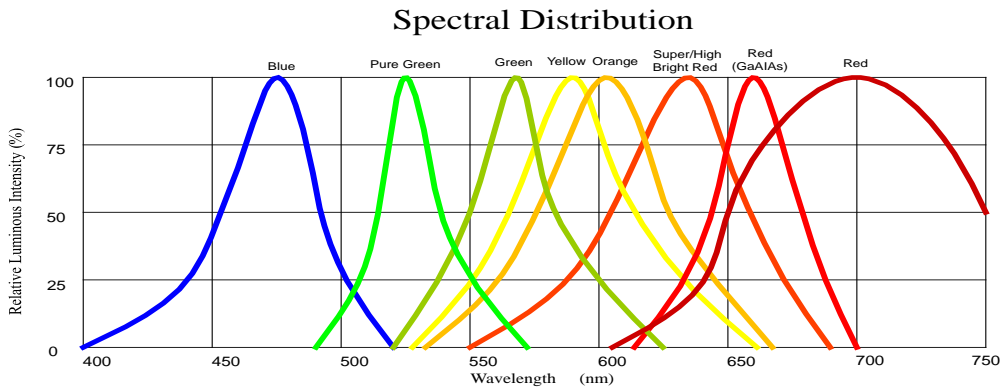
| Part Number | Emitting Color | Lens Type   |
|-------------|----------------|-------------|
| 5Y3HC-10    | YELLOW         | WATER CLEAR |

**PART NO. : 5Y3HC-10**

**DATE : 3 February 2016**

**5MM/HIGH BRIGHT YELLOW , WATER CLEAR**

**Typical Electrical/Optical Characteristics Curves**



(25℃) Ambient Temperature Unless Otherwise Noted

Fig1. Forward Current vs Forward Voltage

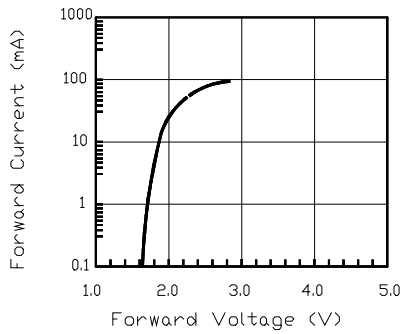


Fig2 Relative Luminous Intensity Vs Forward current

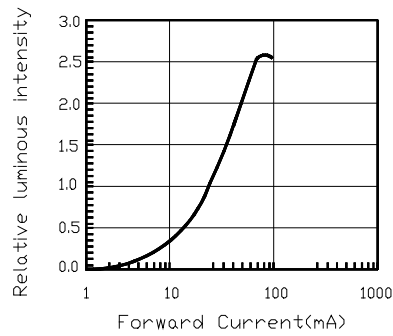


Fig3. Forward Current Denating Curve

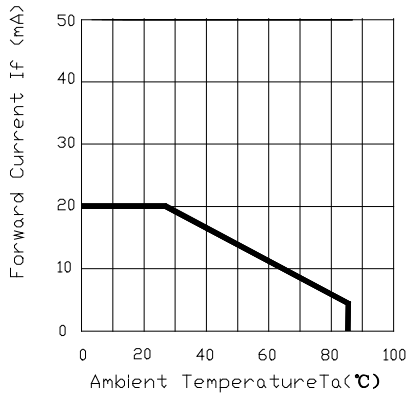


Fig4. Relative Luminous Intensity vs Ambient Temperature

