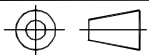


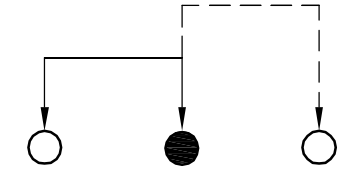
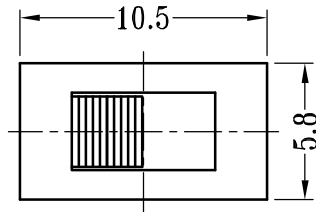
		文件编号	SP-002
		发布日期	2014年10月10日
SPECIFICATION 规格书		第 A 版	第 1 页 共 3 页
MODEL NO. 产品名称: SSL-12F20-G4-P			
DRAWN 制订	盧義梅	APPD. 审核	何艷
1、RATING (额定值)	: 0.5A 50V DC		
2、FUNCTION (接触型式)	: 1P2T		
3、TIMING (时间特性)	: NO SHORTING		
4、ELECTRICAL CHARACTERISTICS (电气性能规格) :			
ITEM 项目	TEST CONDITIONS 测试条件		PERFORMANCE 规格
4.1	CONTACT RESISTANCE 接触电阻	MEASURED AT SMALL CURRENT (100mA OR LESS) 在微小电流 (100mA) 以下测试.	100mΩMAX. 100 毫欧以下.
4.2	INSULATION RESISTANCE 绝缘电阻	APPLY A VOLTAGE OF 500V DC FOR 1 MIN. TO FOLLOWING PORTIONS AFTER WHICH MEASUREMENT SHALL BE MADE. (1) BETWEEN BODY AND TERMINAL. (2) BETWEEN TERMINALS. 输入 500V DC 电压 1 分钟, 按以下接触方法测试: (1) 外壳与排脚之间。 (2) 端子之间。	100MΩMIN. 100 兆欧以上.
4.3	DIELECTRIC STRENGTH 耐电压	AC500V (50-60Hz) FOR 1 MIN TRIP CURRENT: 0.5mA BETWEEN TERMINALS. BETWEEN INDIVIDUAL TERMINALS AND FRAME. 输入 500V (50-60Hz) 电压, 1 分钟感度电流为 0.5mA, 按以下接触方法测试: (1) 排脚相互之间 (2) 排脚与外壳之间.	WITHOUT DAMAGETOPARTS ARCING OR BREAKDOWN ETC 没有绝缘破坏等异常
5、MECHANICAL CHARACTERISTICS (机械性能规格)			
ITEM 项目	TEST CONDITIONS 测试条件		PERFORMANCE 规格
5.1	OPERATING FORCE 作动力	MEASUREMENT SHALL BE MADE ST THE NEAREST POINTF OF THE COMPONENT OR AT THE POINT 3mm FROM THE TIP OF THE ACTUATOU (KNOB) 在距离胶柄 3mm 作测定点.	180gf ± 80
5.2	TERMINAL STRENGTH 端子强度	A STATIC LOAD OF (500gf) SHALL BE APPLIED TO THE TERMINAL FOR 15 SEC, IN ANY DIRECTON. 在排脚前端任意一个方向加 (500gf) 力度测试, 时 间为 15 秒.	MECHANICAL AND ELECTRICAL CHARACTERISTICS SHALL BE SATISFIED WITHOUT LOOSENESS OF ACTUATOU. 在端子中没有裂开, 松动 等异常, 满足于机械、电器 性能。
5.3	DISPLACEMENT OF ACTUATOR (KNOB)	A STATIC LOAD OF 10N (1Kgf) SHALL BE APPLIED TO THE TOP OF THE ACTUATOR (KNOB) AND THEN DESPLACEMENT SHALL BE MEASURED TO THE DIRECTION OF THE ARROW. 在柄的前端施加 1Kgf 的力度, 位移应沿印记的方向上定.	THE LEVER SHALL HAVE NO SERIOUS DEFORMATION AND FUNCTION IS NORMALLY. 柄部无严重变形, 可以正常工作

		文件编号	SP-002
		发布日期	2014年10月10日
SPECIFICATION 规格书		第 A 版	第 2 页 共 3 页
6、ENDURANCE CHARACTERISTICS (耐久性) :			
ITEM 项目	TEST CONDITIONS 测试条件	PERFORMANCE 规格	
6.1	LIFE TEST 寿命试验 ENDURANCE WITHOUT LOADING: A SWITCH SHALL BE SUBJECTED TO 10,000 CYCLES AT A SPEED OF 15 TO 18 CYCLES PER MINUTE WITHORT LOADING. 无负荷: 在无负荷的条件下以每分钟 15—18 回的速度进行 10,000 次的测试。	(1) CONTACT RESISTANCE(接触电阻) 200mΩ MAX. 200 毫欧以下. (2) INSULATION RESISTANCE(绝缘电阻) 50MΩ MIN. 50 兆欧以上.. (3) WITHSTAND VOLTAGE(耐电压) AC 500V, 1 MINUTE. AC 500V 1 分钟 (4) OPERATING FORCE(作动力) ± 30%INITIAL VALUE. 变化范围初始值 ± 30% (5) WITHOUT DAMAGE TO PARTS ARCING OR BREAKDOWN ETC. (测试后外表无损伤, 并且满足机械性能)	
6.2	SOLDERABILITY TEST 可焊性试验 THE TOP OF THE TERMINALS SHALL BE DIPPED 2mm IN THE SOLDER BATH OF 230±5℃ FOR 3±0.5 SECONDS. 端子顶部被浸入锡焊池中 2mm 深, 温度为 230±5℃, 时间为 3±0.5 秒。	(1) SOLDER WELTING TIME SHALLBE 3 SEC OR LESS. 焊接时间少于 3 秒 (2) THE AREA OF SOLDERING SHOULD BE OVER 75% 焊接面积要有 75%以上.	
6.3	RESISTANCE TO SOLDERING HEAT TEST 耐焊性试验 SOLDERING IRON METHOD: BIT TEMPERATURE 350±10℃ APPLICATION TIME OF SOLDERING IRON3±0.5SEC HOWEVER EXCESSIVE PRESSURE SHALL NOT BE APPLIED TO THE TERMINAL. 手焊接的时候温度控制在 350±10℃, 时间为 3±0.5 秒, 但不能在排脚上施加异常压力	WITHOUT DEFORMATION OF CASE OR EXCESSIVE LOOSENESS OF TEMINALS ELECTRICAL CHARACTERISTCS SHALL BE SATISFIED. 本体无变形, 能满足于机械、电气性能。	
6.4	COLD TEST 耐冷试验 THE SWITCH SHALL BE STORED AT A TEMPERATURE OF -25±3℃ FOR48HOURS. THEN THE SWITCH SHALL BE MAINTAINED AT STANDARD ATMOSPHERIC CONDITIONS FOR 1 HOUR AFTER WHICH MEASUREMENT SHALL BE MADE. 放置在温度-25±3℃中 48 小时后, 再放置常温中 1 小时来进行测试。	THERE SHALL BE NO DEFORMATION OR CRACKS IN MOLDED PART. 外观无异常, 满足于机械、电气性能	

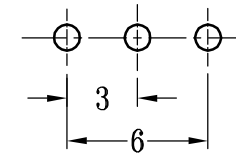
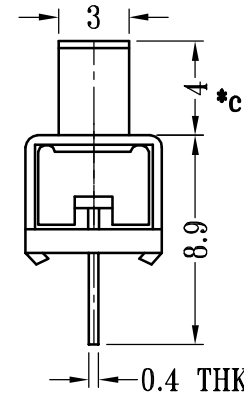
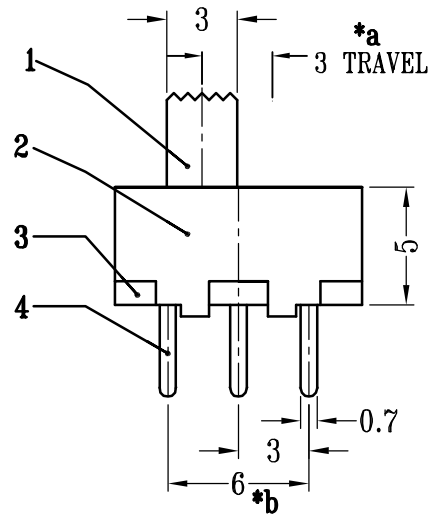
		文件编号	SP-002
		发布日期	2014年10月10日
SPECIFICATION 规格书		第 A 版	第 3 页 共 3 页
6.5	HEAT TEST 耐热试验	<p>THE SWITCH SHALL BE STORED AT A TEMPERATURE OF $70 \pm 2^{\circ}\text{C}$ FOR 48 HOURS. THEN THE SWITCH SHALL BE MAINTAINED AT STANDARD ATMOSPHERIC CONDITIONS FOR 1 HOUR AFTER WHICH MEASUREMENT SHALL BE MADE.</p> <p>放置在温度 $70 \pm 2^{\circ}\text{C}$ 中测试 48 小时后,再放置正常室温中 1 小时来测定.</p>	<p>THERE SHALL BE NO DEFORMATION OR CRACKS IN MOLDED PART.</p> <p>外观无异常,满足于机械、电器性能.</p>
6.6	HUMIDITY TEST 潮湿试验	<p>THE SWITCH SHALL BE STORED AT A TEMPERATURE OF $40 \pm 2^{\circ}\text{C}$ AND A HUMIDITY OF 90% TO 95% FOR 96 HOURS. THEN THE SWITCH SHALL BE MAINTAINED AT STANDARD ATMOSPHERIC CONDITION FOR 1 HOUR AFTER WHICH MEASUREMENT SHALL BE MADE.</p> <p>放置 $40 \pm 2^{\circ}\text{C}$ 的相对湿度为 90%~95% 环境中 96 小时后,再将样板放在正常环境 1 小时后进行测试.</p>	
6.7	STANDARD ATMOSPHERIC CONDITIONS 测试标准状态	<p>UNLESS OTHERWISE SPECIFIED. THE STANDARD RANGE OF ATMOSPHERIC CONDITIONS FOR MAKING MEASUREMENTS AND TESTS ARE AS FOLLOWS:</p> <p>(1) AMBIENT HUMIDITY: 5°C TO 35°C (2) RELATIVE HUMIDITY: 45% TO 85% (3) AIR PRESSURE : 86Kpa TO 106Kpa</p> <p>在没有指定的情况下测试温度、湿度、气压如下:</p> <p>(1) 温度为 5°C—35°C. (2) 湿度为 45%—85%. (3) 气压为 86Kpa—106Kpa.</p>	
6.8	PRACTICAL TEMPERATURE RANGE 使用温度范围	<p>AT -16°C—$+60^{\circ}\text{C}$. 在 -16°C—$+60^{\circ}\text{C}$ 内使用.</p>	



CAD FILE:



SCHEMATIC (NON-SHORTING)



P.C.B LAYOUT
BOTTOM VIEW

注: "*"表示关键尺寸(3个)

NO.	PARTS	MATERIALS	Q'TY	FINISH	TOLERANCE UNLESS SPECIFIED		ISSUE		DATE		DESCRIPTIONS OF REVISION		APPD.
8					WITHIN 1.5mm : ±0.1mm		A		2012-09-10				
7					OVER 1.5mm : ±0.2mm		ISSUE		DATE				
6	CONTACT	BRASS STRIP	1	Ag PLATED	TITLE : VERTICAL SLIDE SWITCH		UNIT : mm		DRWG NO.: SSL-12F20-G4-P				
5	SPRING	STEEL WIRE	1	NATURAL	MODEL: SSL-12F20-G4-P		SCALE: 3:1		DWN.		Anna		2012-09-10
4	TERMINAL	BRASS STRIP	3	Ag PLATED	圓達實業股份有限公司		CHK'D		Ange1		2012-09-10		
3	BASE	PHENOLIC RESIN	1	NATURAL									APPD.
2	FRAME	STEEL STRIP	1	BLACK									
1	KNOB	PA66	1	BLACK									