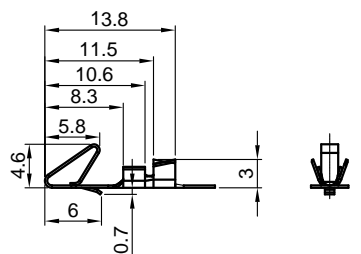


The information provided herein is from CONNELY Electronic Co., Ltd. and is confidential. Any disclosure to a party other than the recipient is prohibited. The intellectual properties and its rights contained herein, including but not limited to, trademarks, patents, copyrights, trade secrets, and technical know-how, are owned exclusively by CONNELY or its affiliates. Unauthorized use or reproduction of any part of this document is strictly prohibited. CONNELY may enforce its intellectual property rights at its own discretion, failures or delays to exercise such rights does not constitute a waiver of such rights.

| REV. | DESCRIPTION | DRAWN | CHECKED | APPROVED |
|------|------------------|---------------|---------|---------------|
| A | NEW RELEASE | LL 12/04/06' | | LJC 12/04/06' |
| B | Change Dimension | HZW 04/06/17' | | LJC 04/06/17' |
| C | DRAWING UPDATE | JLZ 09/23/19' | | |

Female Terminal



Terminal P/N code:
T-DS1074-S C X 0 0

Contact Plating
6: Tin

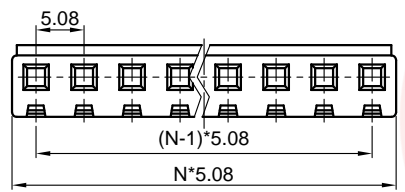
Female Terminal

| Wire Range | | O.D of Wire |
|--------------------------------|-------|-------------|
| Section Area (mm) ² | AWG# | mm |
| 0.2~0.75 | 24~18 | 1.3~2.8 |

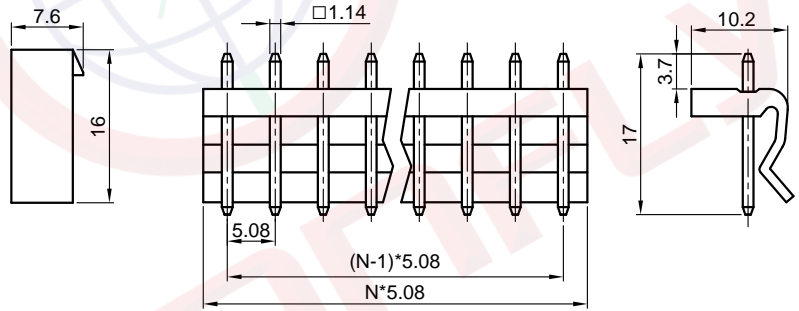
NOTES:

- Main specifications
 - Housing material: NYLON 66
 - Wire range: AWG#24~#18
 - Rated voltage: 250V
 - Rated current: 7A
 - Contact resistance: 30mΩ
 - Insulation resistance: 1000MΩ
 - Withstanding voltage: 1500V, AC 1 minute
 - Temperature range: -25 ~ +85°C
 - Recommend PC board thickness: 1.6mm
- Product number code:

Female Housing



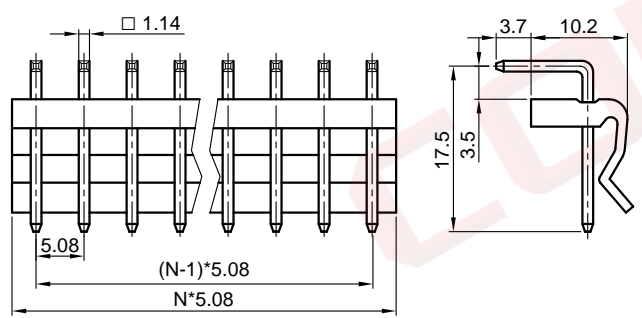
Male V/T type



DS1074 - X X X X X

- Contact Plating
6: Tin
8: Full gold flash
- Housing Color
T: Transparent
- Mounting type
R: Right Angle
V: V/T type
- Connector type
M: Male
- No. of contact
2 to 10

Male Right Angle



Housing P/N code:

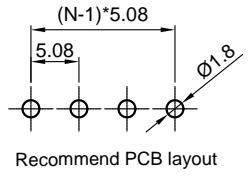
I-DS1074-S C X 0 X

- No. of Hole
02~10
- Color of Housing
T: Transparent



(Series Image-Reference Only)

N=No. of contacts



| GENERAL TOLERANCE | | ANGLE TOLERANCE | | PROJECTION | TITLE |
|-------------------|-------|------------------|-----|----------------------|------------------------|
| X. | ±0.60 | X. | ±5° | | 5.08mm Wafer & Housing |
| .X | ±0.38 | .X | ±3° | mm | |
| .XX | ±0.25 | .XX | ±2° | | |
| DRAWING TYPE | | CUSTOMER | | UNITS | |
| SCALE | | 1:1 | | SHEET 1 OF 1 | |
| DRAWING NO. | | C-DS1074-XXXXX-C | | SHEET SIZE A4 | |
| | | | | SERIES DS1074 SERIES | |

