



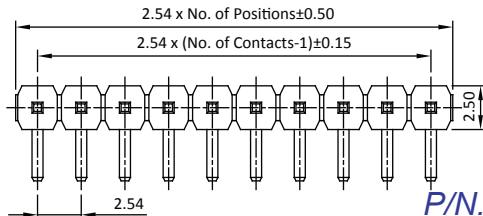
Pin Header 2.54mm 1 & 2 Row H=1.5/1.7/2.5mm Right Angle Type

Specifications


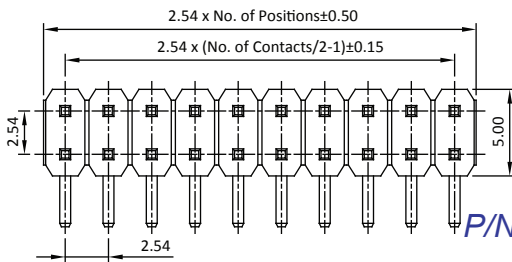
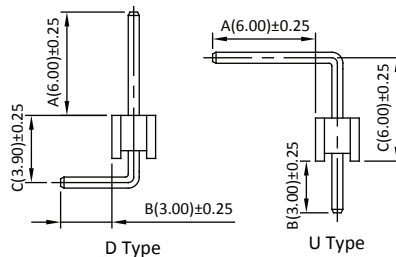
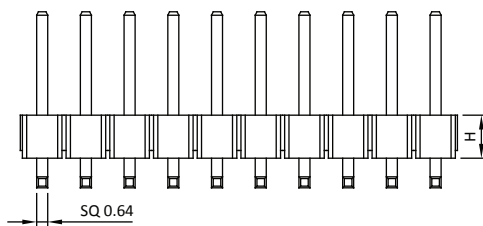
Current Rate: 3 AMP
 Insulation Resistance: 1000MΩ Min.
 Contact Resistance: 20mΩ Max.
 Dielectric Voltage: 1000V AC for one minute
 Operation Temperature: -40°C to +105°C

Material

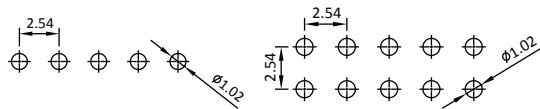
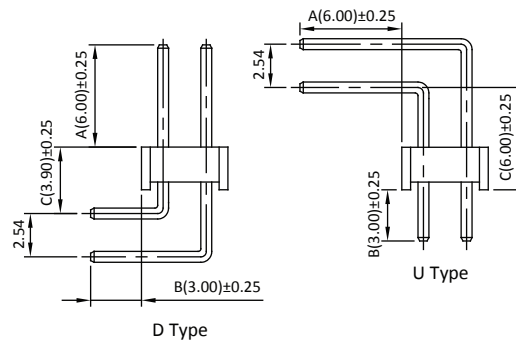
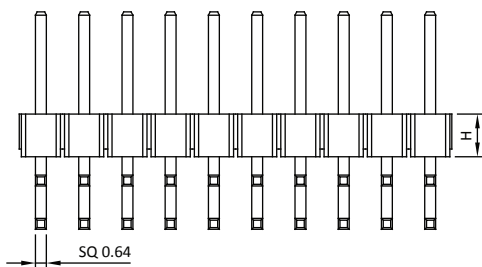
Insulator: P.B.T or Hi-Temp. Thermoplastic, UL 94V-0
 Terminal: Copper Alloy
 Standard Plating: Gold Flash



P/N.: 5PH1RDA15/17/25-1XX P/N.: 5PH1RUA15/17/25-1XX



P/N.: 5PH1RDA15/17/25-2XX P/N.: 5PH1RUA15/17/25-2XX



Recommended PCB Layout
(PCB TOLERANCE ±0.05)

©: Standard Dimensions

Dimensions		
A	B	C
3.50	3.30	3.90
6.00	3.00	3.90
9.90	3.30	3.90

ORDER INFORMATION

5	P	H	1	X	X	A	X	X	-	X	X	X	X	X	X	X	X	N	N	B	X	-	A/B/C
RD : Single Plastic R/A DIP D Type RU : Single Plastic R/A DIP U Type						1: Single Row 2: Dual Row						N: W/O Peg B: Bag		U: RoHS Hi-Temp. L: RoHS + PBT		EX.: 060030039 A: 6.00(060) B: 3.00(030) C: 3.90(039)							
Plastic Height 15: H=1.5mm 17: H=1.7mm 25: H=2.5mm						No. of Contact H: 1.5mm/1.7mm Per Row (02~40) H: 2.5mm Per Row (02~50)						G0: Gold Flash GA: Gold 5u" GB: Gold 10u" GC: Gold 20u" GD: Gold 30u" T0: Tin Plated TE: Tin 200u"		S0: Selective SA: Selective 5u" SB: Selective 10u" SC: Selective 20u" SD: Selective 30u"		Old P/N: PH1RD/U15/17/25-1/2							

©: Standard Recommend
 Tube package is not available for under 1*5 & 2*5 pin counts