



Box Header 2.54mm SMT / Right Angle / Straight Type


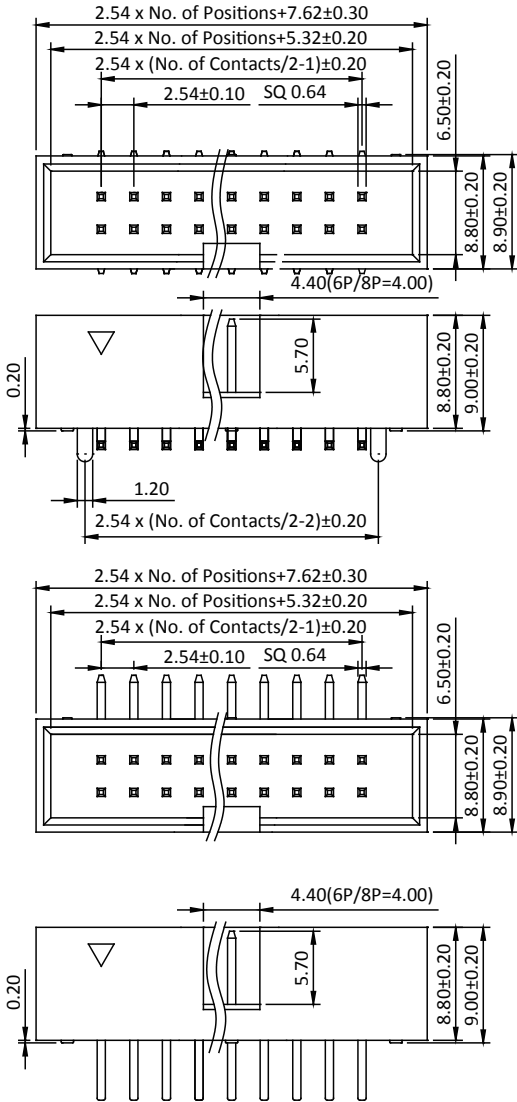
Specifications

Current Rate: 3 AMP
 Insulation Resistance: 1000MΩ Min.
 Contact Resistance: 20mΩ Max.
 Dielectric Voltage: 1000V AC for one minute
 Operation Temperature: -40°C to +105°C


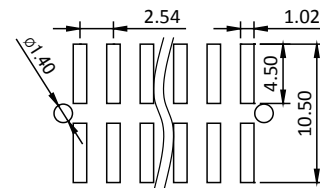
Material

Insulator: P.B.T or Hi-Temp. Thermoplastic, UL 94V-0
 Terminal: Copper Alloy
 Standard Plating: Gold Flash


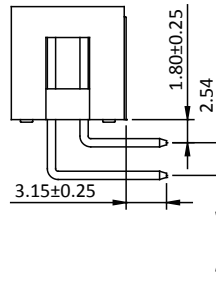
Box Header 2.54mm



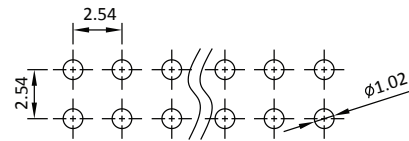
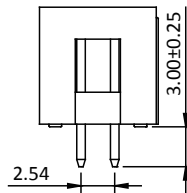
P/N.: 5BH1MSANN-XXU



P/N.: 5BH1RDANN-XXU/L



P/N.: 5BH1SDANN-XXU/L



Recommended PCB Layout
(PCB TOLERANCE ±0.05)

ORDER INFORMATION

5	B	H	1	X	X	A	N	N	-	X	X	X	X	X		
				MS: SMT Straight RD: R/A DIP SD: Straight DIP				No. of Contact (06~64)		5: W/O Peg W/O ejector 6: With Peg W/O ejector (For SMT Only)		T: Tube, W/O Cap C: Tube, With Cap H: Tape & Reel, W/O Cap R: Tape & Reel, With Cap A: Tray, W/O Cap P: Tray, With Cap		U: RoHS Hi-Temp. L: RoHS + PBT (SMT: U option Only)		
⊙	G0: Gold Flash	S0: Selective														
	GA: Gold 5u"	SA: Selective 5u"														
	GB: Gold 10u"	SB: Selective 10u"														
	GC: Gold 20u"	SC: Selective 20u"														
	GD: Gold 30u"	SD: Selective 30u"														
	T0: Tin Plated															
	TE: Tin 200u"															

⊙: Standard Recommend
 Tube package is not available for under 1*5 & 2*5 pin counts

Old P/N: BH1M/R/S

CONNECTORS MANUFACTURER