

CLASS H, K & R

250 & 600 Volt Fuse Blocks

250 & 600V Class H, K & R Fuse Blocks

Mersen Class H, K and R fuse blocks accommodate all Class H, K and R 250 and 600V power fuses. A choice of screw, pressure plate, box and special order stud connectors fit a wide range of stranded or solid copper or aluminum wire. Insulators are either molded glass-filled polycarbonate (GFPC) or phenolic with verified dielectric strength in excess of 2500V. 30, 60 and 100A fuse blocks feature a unique adder block which can be snapped onto 1-, 2- or 3-pole blocks to form multi-pole segmented blocks of as many poles as desired. All fuse clips are made of high conductivity tin-plated copper, with a choice of spring reinforced or non-spring reinforced clips in 30A and 60A. Clips 100A and above are spring reinforced.

Recommended Fuse Usage:

Class R Blocks (250V) use with A2D-R, A2K-R, TR-R

Class R Blocks (600V) use with A6D-R, A6K-R, TRS-R

Class H & K Blocks (250V) use with OT, RF, A2Y types 1 & 3 OTN, CRN, NRN

Class H & K Blocks (600V) use with OTS, RFS, A6Y types 1 & 3 CRS, NRS

Clip & Connector Types

30A & 60A Clips		Connectors		Connectors	
Spring Reinforced Class R 	Non-Spring Reinforced 30A & 60A Box 	Spring Reinforced 30A & 60A Box 			
Class H & K 	Non-Spring 30A Screw 	Spring 30A Screw (R) 			
Non-Spring Reinforced 	Non-Spring 30A Pressure Plate 	Spring 30A Screw 			
		Spring Reinforced 30A Pressure Plate 			
Connectors					
Spring Reinforced 100A Box 	Spring Reinforced 400A Box In-Line Clip 				
Spring 200A Box Side Clip 	Spring 400A Box Side Clip 				



Ratings:

Volts : 250VAC / DC

: 600VAC / DC

Amps : 30A, 60A, 100A, 200A, 400A, 600A

SCCR : 10kA with class H fuses
: 50kA with class K fuses
: 200kA with class R fuses

Approvals:

- All fuse blocks meet the requirements of UL 4248
- UL listed, guide IZLT, File E52283
- UL recognized component guide IZLT2, file E52283
- CSA certified class 6225, File 32169



CLASS H, K & R 250 & 600 Volt Fuse Blocks

250 Volt, 30 & 60 Ampere Class H, K and R Fuse Blocks

Ampere Rating	Poles	Connector		Catalog No.			Fig.	Connector Torque In - lb
		Type	Wire Range	Class H & K Non-Spring Reinforced	Class H K Spring enforced	Class R Spring Reinforced		
30 GFPC Insulator	ADDER	BOX	Al/Cu #2-14	20300	20305	20305R	1	35
	1			20301*	20306*	20306R*	2	
	2			20302	20307	20307R	3	
	3			20303	20308	20308R	4	
	ADDER	SCREW	Cu #10-14	20310	20315	20315R	1	20
	1			20311*	20316*	20316R*	2	
	2			20312	20317	20317R	3	
	3			20313	20318	20318R	4	
	ADDER	PRESSURE PLATE	Cu #10-14	20320	20325	20325R	1	20
	1			20321*	20326*	20326R*	2	
	2			20322	20327	20327R	3	
	3			20323	20328	20328R	4	
ADDER	BOX	Cu** #4-14	-	20355	20355R	1	35	
1			-	20356*	20356R*	2		
2			-	20357	20357R	3		
3			-	20358	20358R	4		
60 GFPC Insulator	ADDER	BOX	Al/Cu #2-14	20600	20605	20605R	5	45
	1			20601	20606	20606R	6	
	2			20602	20607	20607R	7	
	3			20603	20608	20608R	8	
	ADDER	BOX	Cu** #4-14	-	20655	20655R	5	45
	1			-	20656	20656R	6	
	2			-	20657	20657R	7	
	3			-	20658	20658R	8	

Note: To convert 30A adder pole to single pole, use end barrier #U09322. To convert 60A adder pole to single pole, use end barrier #U09365.

* 1-pole, 30A block does not accept adder pole.

** Fuse blocks have copper box connectors and clips and are for copper wires only. These are specifically designed with the same coefficient of expansion as copper wire for improved heat cycling and meet or exceed OEM "no aluminum" specifications.

Recommended mounting screws for all 30A and 60A fuse blocks: #10 (.190" dia.)

Dimensions

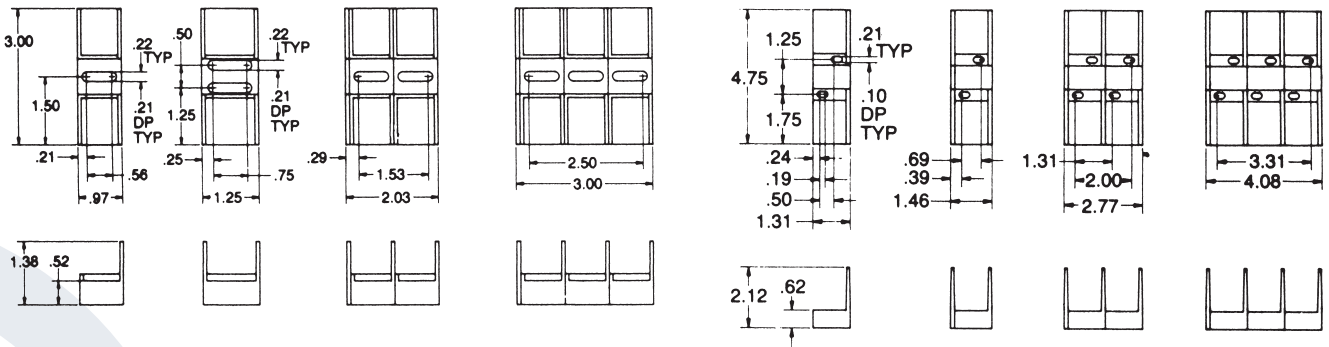


Figure 1

Figure 2

Figure 3

Figure 4

Figure 5

Figure 6

Figure 7

Figure 8

CLASS H, K & R 250 & 600 Volt Fuse Blocks

250 Volt, 100 & 200 Ampere Class H, K and R Fuse Blocks

Ampere Rating	Poles	Connector		Catalog No.		Fig.	Connector Torque In - lb
		Type	Wire Range	Class H & K Spring Reinforced	Class R Spring Reinforced		
100 GFPC Insulator	ADDER	Box	Al/Cu 2/0-#6	21035	21035R	1	120
	1			21036	21036R	2	
	2			21037	21037R	3	
	3			21038	21038R	4	
	ADDER	Box	Cu* 2/0-#12	21005	21005R	1	50
	1			21006	21006R	2	
	2			21007	21007R	3	
	3			21008	21008R	4	
200 Phenolic Insulator	1	Box Side- Clip	AL/Cu 350kcmil-#6	22001	22001R	5	375
	3			22003	22003R	6	
	1	Box Side- Clip	Cu* 350kcmil-#6	22051	22051R	5	275
	3			22053	22053R	6	

Note: To convert 100A adder pole to single pole, use end barrier #U09363.

*Fuse blocks have copper box connectors and clips and are for copper wires only. These are specifically designed with the same coefficient of expansion as copper wire for improved heat cycling and meet or exceed OEM "no aluminum" specifications.

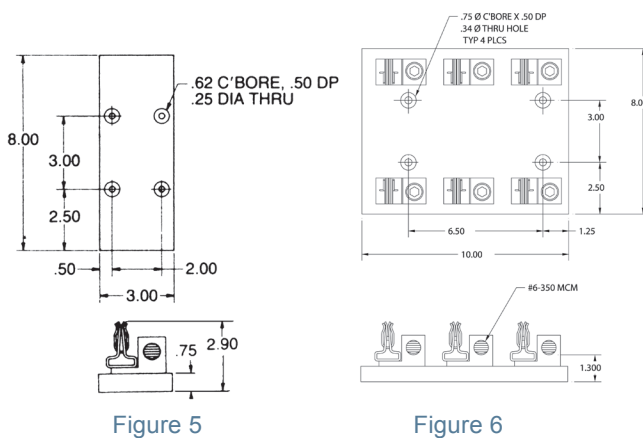
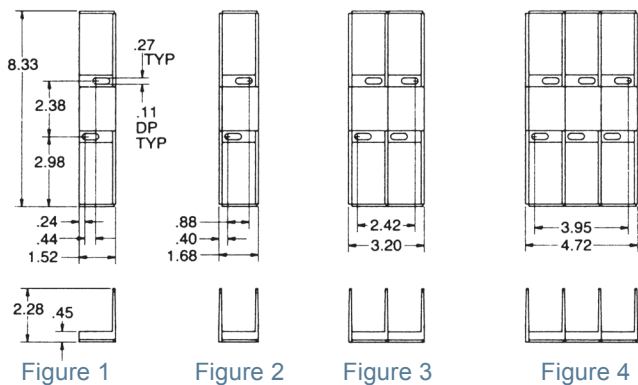
Recommended mounting screws:

All 100A-1/4" (.250" dia.)

200A, 1-pole - #10 (.190" dia.)

200A, 3-pole - 5/16" (.313" dia.)

Dimensions



CLASS H, K & R 250 & 600 Volt Fuse Blocks

250 Volt, 400 & 600 Ampere Class H, K and R Fuse Blocks

Ampere Rating	Poles	Connector		Catalog No.		Fig.	Connector Torque In - lb
		Type	Wire Range	Class H & K Spring Reinforced	Class R Spring Reinforced		
400 Phenolic Insulator	1	Box*	Al/Cu	24001	24001R	1	375
	3	Side-Clip	1000-250kcmil	24003	24003R	2	
	1	Box*	Cu**	24051	24051R	1	375
	3	Side-Clip	1000-250kcmil	24053	24053R	2	
	1	Box	Al/Cu	24031	24031R	3	275
	3	In-Line Clip	(2) 350kcmil-#4	24033	24033R	4	
1	Box	Al/Cu	24061	24061R	3	275	
3	In-Line Clip	(2) 350kcmil-#6	24033	24033R	4		
600 Phenolic Insulator	1	Box	Al/Cu	2631	2631R	5	500
	3	In-Line Clip	(2) 500kcmil-#4	2633	2633R	6	
	1	Box	Cu**	2661	2661R	5	375
	3	In-Line Clip	(2) 500kcmil-#4	2663	2663R	6	

*Not UL Listed or CSA Certified

**Fuse blocks have copper box connectors and clips and are for copper wires only. These are specifically designed with the same coefficient of expansion as copper wire for improved heat cycling and meet or exceed OEM "no aluminum" specifications.

Recommended mounting screws for all 400A and 600A fuse blocks: 5/16 (.313" dia.)

Dimensions

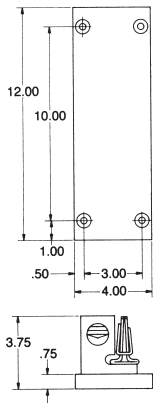


Figure 1

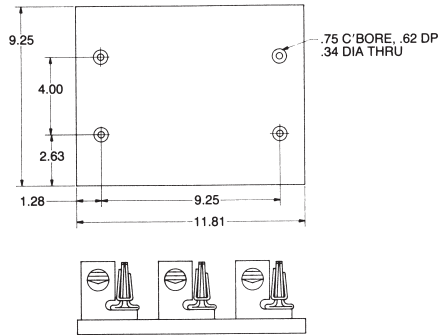


Figure 2

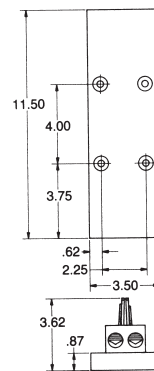


Figure 3

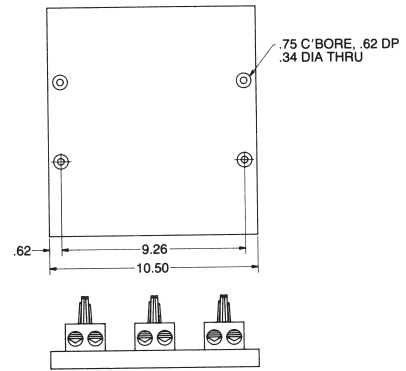


Figure 4

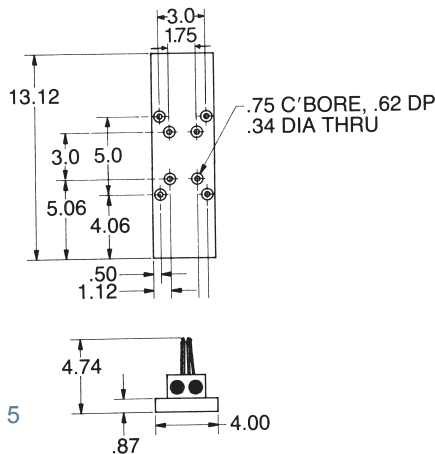


Figure 5

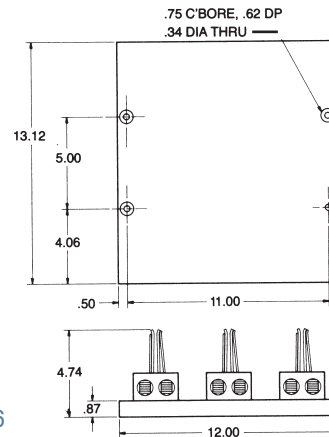


Figure 6