

APPROVE SHEET


[Compliance with RoHS]

PRODUCT: DC BRUSHLESS FAN

USER NO.: _____

Parts No.: _____

Printed model number on the stick: JF0625S1H--R



JAMICON GROUP
KAIMEI ELECTRONIC CORP.

Tel: +886-2-26981010

Fax: +886-2-26980386



APPROVED	CHECKED	DRAWN
		郝文姣 2020/12/22

Records of Revision

Part No.		Customer:	
Rev	Revision Description		Date
A0	First edition		2020/12/22

1. MECHANICAL:

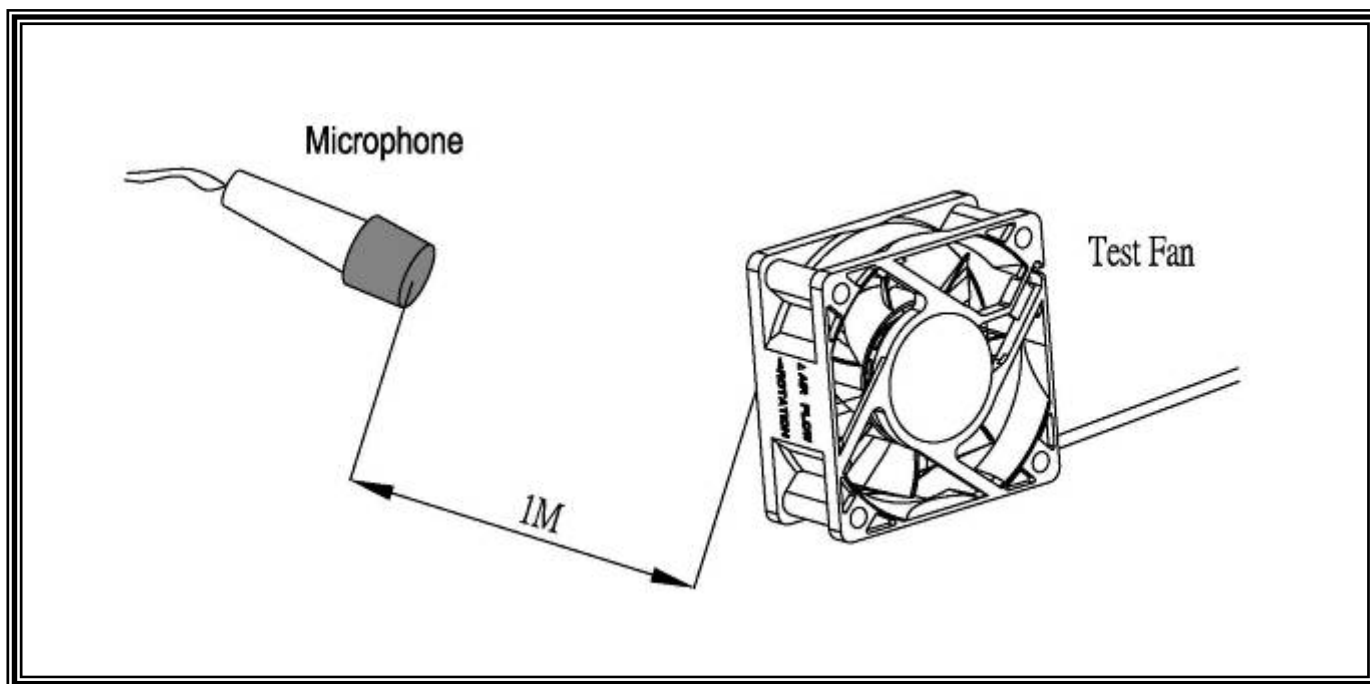
1-01	Dimension	Dimension of fan shall be shown in the outline styling drawing attached.
1-02	Motor	Four-pole motor.
1-03	Frame	Plastic material UL 94V-0. (P.B.T)
1-04	Impeller	Plastic material UL 94V-0. (P.B.T)
1-05	Free drop shock	In minute package condition, the fan should withstand each one drop of three faces from 30cm distance height onto 10 mm thickness of wooden board.

2.ELECTRICAL:25°C/65%RH

2-01	Rated current	Rated current shall be measured after 30 minutes continuous rotation at rated voltage.
2-02	Start voltage	The voltage that enable to start the fan by sudden switch on.
2-03	Rated Speed	Rated speed shall be measured after 30 minutes continuous rotation at rated voltage.
2-04	Input Power	Input power shall be measured after 30 minutes continuous rotation at rated voltage.
2-05	Lock Current	Locked current shall be measured Within one minute at rotor locked, after 30 minutes continuous rotation at rated voltage in clear air.
2-06	Insulation resistance	More than 10M ohm at 500 V.D.C between lead and housing.
2-07	Dielectric strength	Measured 5 mA(max) trip current at 700 V.A.C for 3 sec. between lead and housing.
2-08	Locked motor protection	Designed to meet UL, CUL and TUV.
2-09	DO NOT use power or ground PWM to control the fan speed.If the fan speed needs to be adjusted,pleas contact JAMICON to customize the product design for your application	

3.CHARACTERISTICS:

3-01	Air Flow & Static Pressure	The air flow data and static pressures should be determined in accordance with AMCA standard or DIN 24163 specification in a double- chamber testing with intake-side measurement.
3-02	Noise level	The measurement of noise level is carried out with reference to DIN 45635 in an echoic chamber with the microphone positioned 1 M from the air intake. Testing fan shall be hung in clean air.



4.ENVIRONMENTAL:

4-01	Operating temperature	-10°C to 60°C (ordinary humidity)
4-02	Storage Temperature	-40°C to 70°C (ordinary humidity)
4-03	Humidity	After 96 hrs, 95% RH 40±2°C per MIL-STD-202F method 103B, Humidity test , The measured data of insulation resistance & dielectric strength should meet the specification listed in attach.
4-04	Thermal Shock	After thermal shock test per MIL-STD-202F method 107D, Condition D, The measured data of insulation resistance & dielectric strength should the specification

5.DATA-SHEET:**PARTS NO.:****SAP NO.****5-1. SPECIFICATION:**

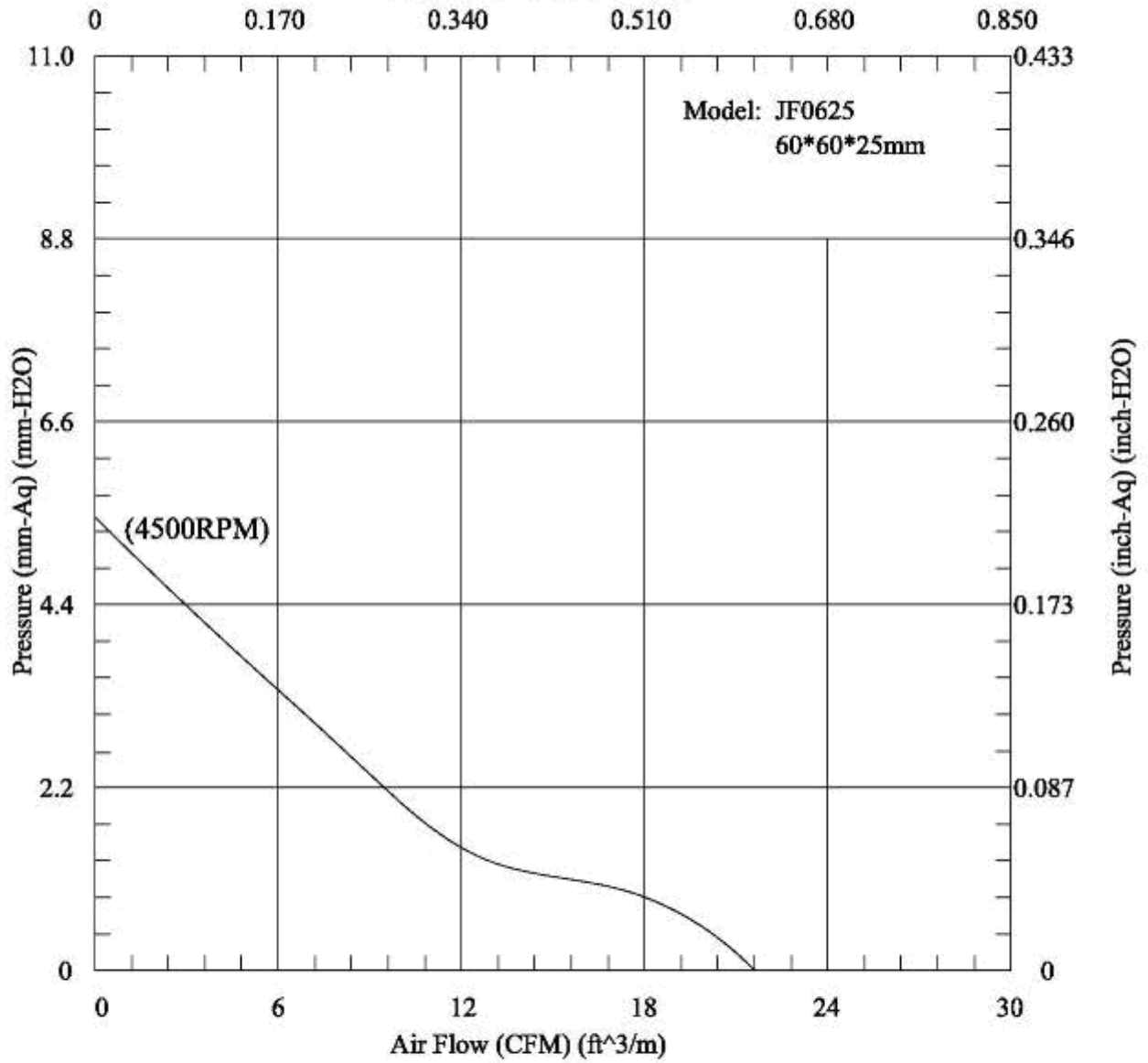
NO.	ITEM	SPECIFICATION	UNIT	CONDITION(25°C)
5-1-01	Dimension	60*60*25	mm	-----
5-1-02	Bearing	Sleeve	-----	-----
5-1-03	Rated Voltage	12.0	VDC	-----
5-1-04	Operating Voltage	6.0~13.8	VDC	MAX. 13.8V
5-1-05	Start Voltage	6.0	VDC	On/off test max.
5-1-06	Speed	4500	R.P.M	±10%,At rated Voltage
5-1-07	Input Current	0.20	Amp	At rated Voltage
5-1-08	Input Power	2.40	Watt	At rated Voltage
5-1-09	Nominal Current	0.23	Amp	At rated Voltage
5-1-10	Air Flow	21.56	CFM	At 0 static Pressure of rated speed
5-1-11	Static Pressure	0.215	inchH ₂ O	At 0 air flow of rated speed
5-1-12	Noise	34.5	dBA	At rated speed
5-1-13	Life Expectancy(L10)	30,000	Hours	At 25°C (Bearing)
5-1-14	Motor protection	Impedance protected		
5-1-15	Polarity protection	It will not damage the fan while reverse input.		
5-1-16	Auto Restart	NO	-----	-----
5-1-17	Speed Signal output	NO	-----	-----
5-1-18	Alarm Signal output	NO	-----	-----
5-1-19	Rotation direction	From the label side	-----	Clockwise
5-1-20	Weight	59	Gram	Per each piece
5-1-21	Safety Certificate	UL, CUL, TUV, CE	-----	-----

5-2. LEAD WIRE:

NO.	ITEM	CONDITION			
5-2-01	AWG NO. & Authorize	24AWG UL1007 (The end of wire with tin as drawing)			
5-2-02	Color	=	+		
		Black	Red		
5-2-03	Line Length	300±10 mm			
5-2-04	Connector	Notes as: Not available.			
5-2-05	Tube	NO			

JAMICON FAN PERFORMANCE CURVES

Air Flow (CMM) (M³/m)



風扇振動噪音性能測試報告

(The Test Report of Fan Vibration and Noise)

風扇型號(Sample Type) : JF0625

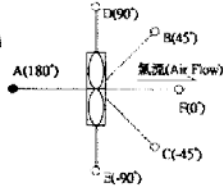
基本規格(Properties) : DC V 7葉 4極 4500RPM

測試日期(Test Date) : 2015/12/28 PM 01:16:42

測試編號(Test No.) : (2)

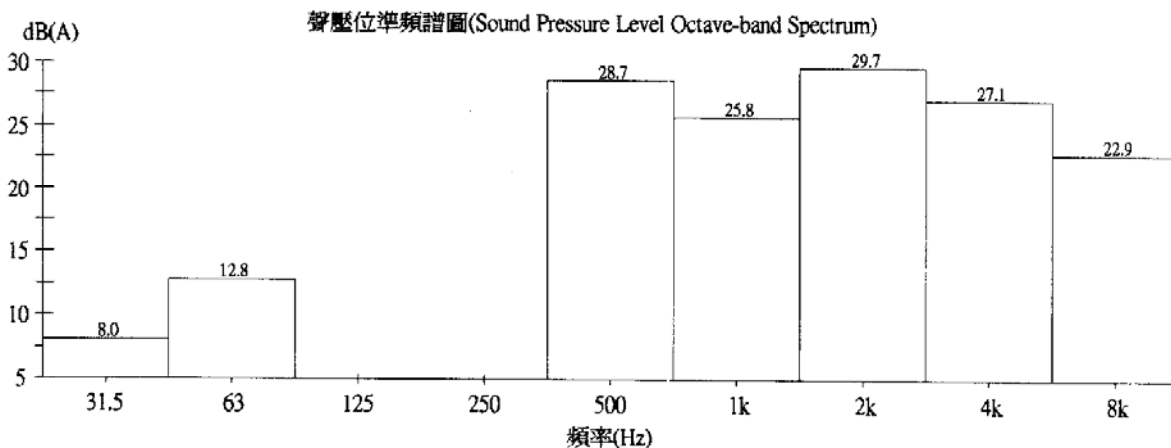
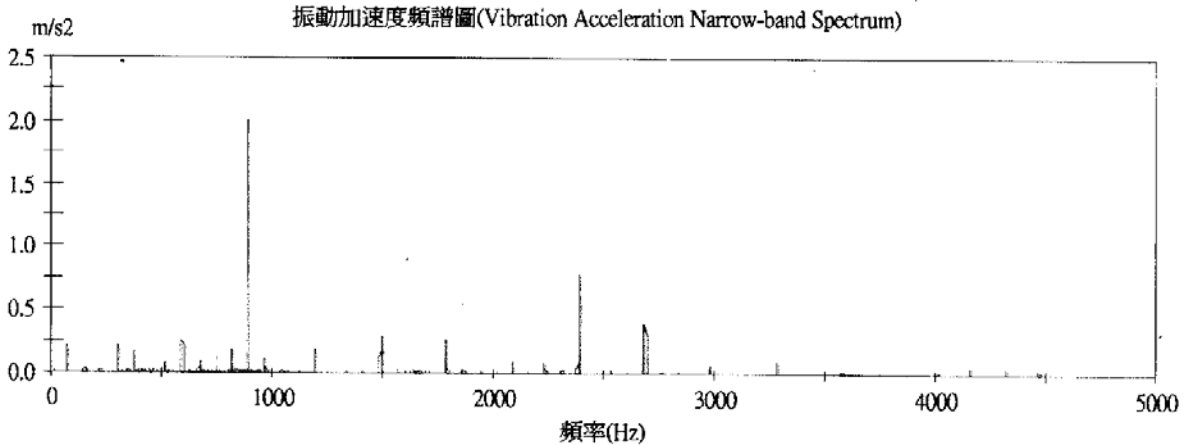
測試條件(Test Conditions)

輸入電壓(Input Voltage) : V
 量測時間(Measuring Time) : 20 sec
 麥克風距離(Mic. Distance) : 100 cm
 麥克風角度(Mic. Angle) : 180°
 頻域加權(Freq. Weighting) : A
 時域加權(Time Weighting) : SLOW
 背景噪音(Background Noise) : 15.0 dB(A)
 溫度(Temperature) : ℃
 相對濕度(Relative Humidity) : %



測試結果(Test Results)

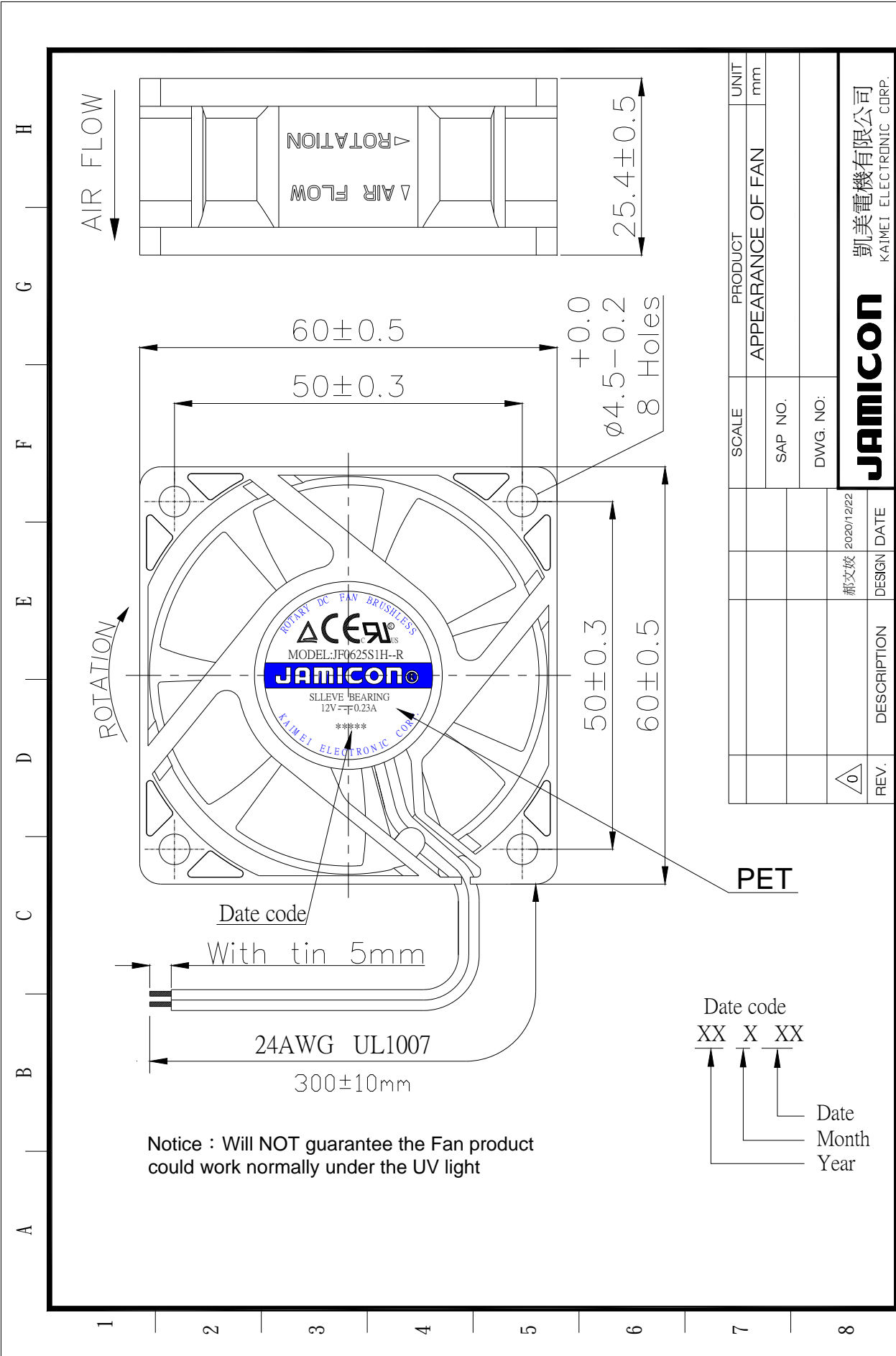
電壓(Passing Voltage) :
 電流(Electric Current) :
 消耗功率(Power Dissipation) :
 轉速(Rotation Speed) : 4509 RPM
 振動量(Vibration Level) (依據 ISO 2372)
 振動速度(Vib. Velocity) : 0.73 mm/sec RMS
 均能聲壓位準(Time-averaged SPL, Leq) (依據 CNS 8753)
 量測點(At Meas. Point) : 34.5 dB(A)
 1 米處(At 1m Point) : 34.5 dB(A)
 最大聲壓位準(MaxL) : 35.2 dB(A)
 最小聲壓位準(MinL) : 34.0 dB(A)



簽核人員 : _____

操作員 : 簽章 : _____

系統開發(Developer) : 工業技術研究院 機械工業研究所(MIRL/ITRD)



SCALE	PRODUCT	UNIT
	APPEARANCE OF FAN	mm
SAP NO.		
DWG. NO:		
REV.	DESCRIPTION	DESIGN DATE
△0		2020/1/2/22
		郝文焄

JAMICON
凱美電機有限公司
KAMEI ELECTRONIC CORP.

Notice : Will NOT guarantee the Fan product could work normally under the UV light

Date code
XX X XX
Date
Month
Year