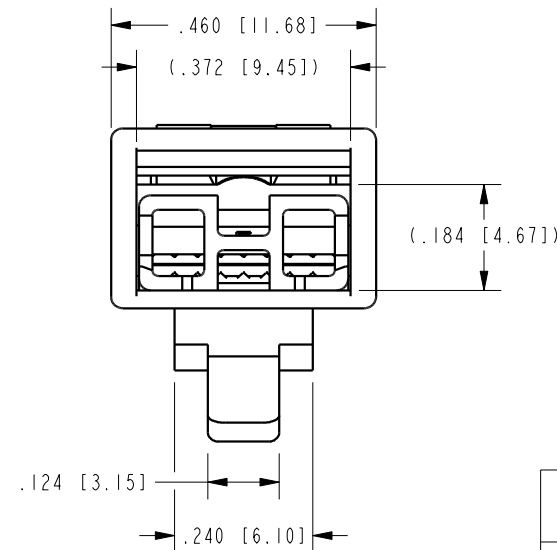
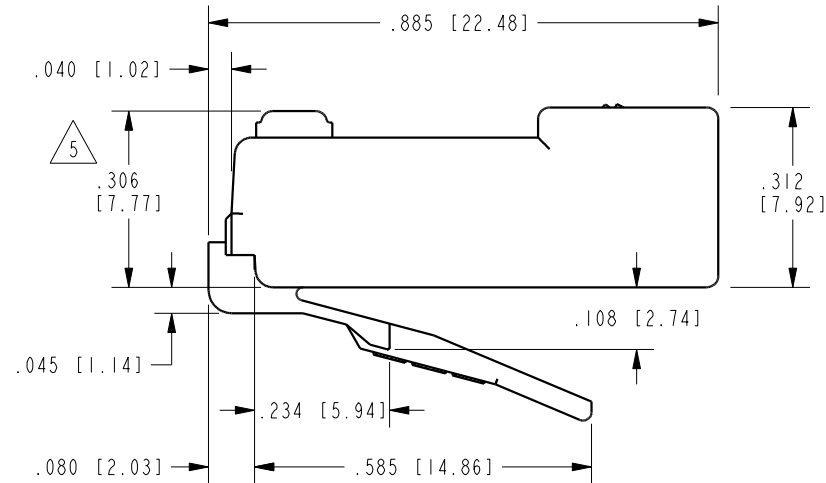
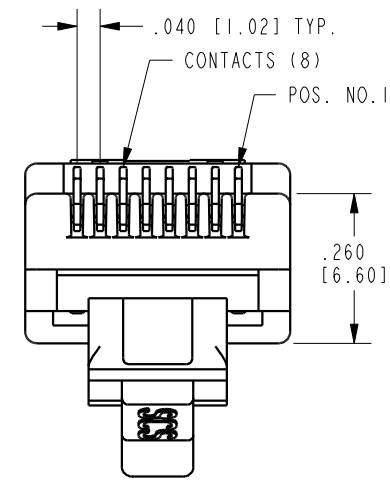
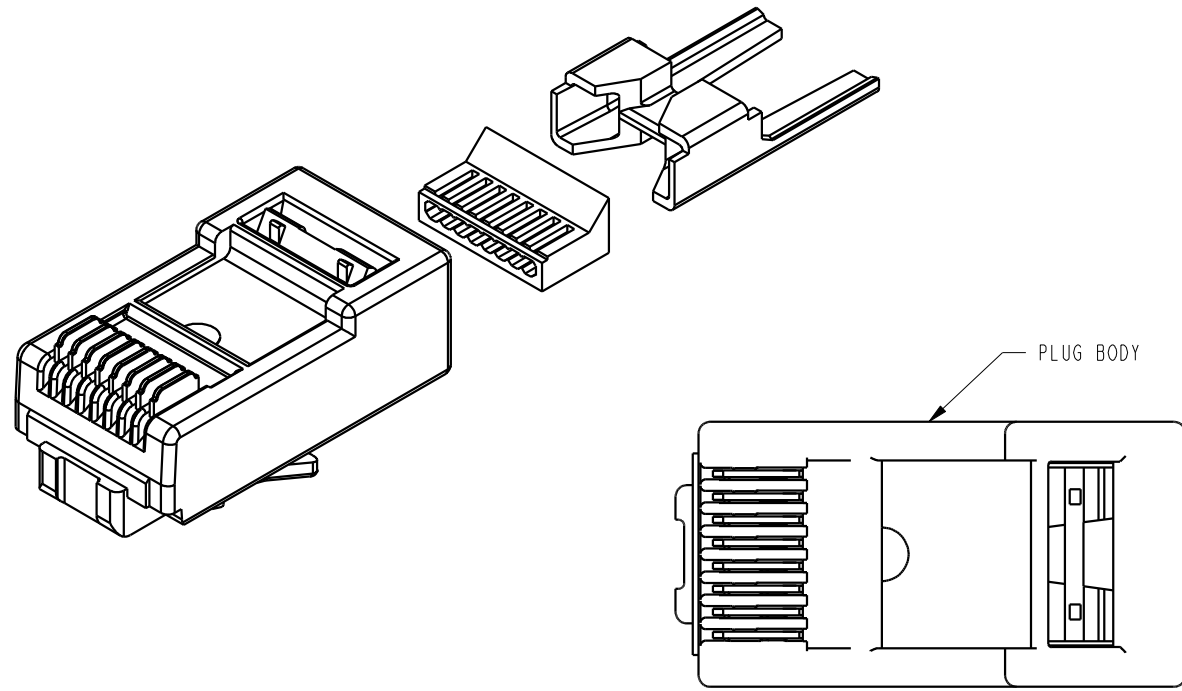


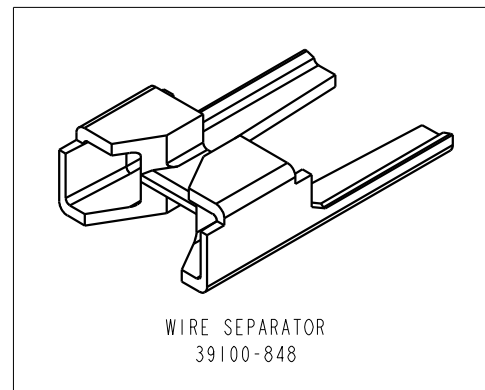
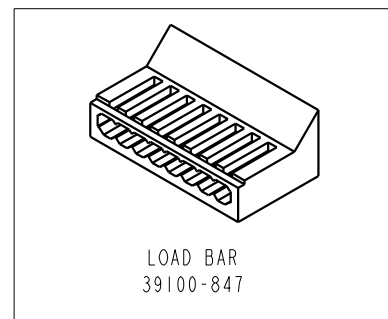
DATE	REV.	ECN	APP'D BY
2-12-16	A6	10543	TRM
2-18-16	A7	10556	TRM



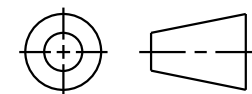
NOTES:

- COMPONENTS -  
 PRE-INSERTED PLUG BODY - 39100-308  
 PLUG BODY: CLEAR POLYCARBONATE, UL 94-V0  
 CONTACTS: COPPER ALLOY, SELECTIVE GOLD PLATING OR EQUIVALENT  
 LOAD BAR: POLYCARBONATE, UL 94-V0. COLOR: BLACK  
 WIRE SEPARATOR: CLEAR POLYCARBONATE, UL 94-V0
- CONTACTS TERMINATE SOLID OR STRANDED CONDUCTORS BETWEEN .037 [0.94] TO .042 [1.07] OUTSIDE DIAMETER OF INSULATION.
- FOR PRODUCT SPECIFICATION SEE PRO26-01
- DIMENSIONS AND TOLERANCES COMPLY WITH TIA-1096 STANDARD.
- TERMINATED PLUG HEIGHT: .237 [6.02] ±.005 [0.13].
- PRODUCT DESIGNED FOR CATEGORY 6 APPLICATIONS.

BAG OF 25	50 MICRO-INCHES [1.27um]	SS-39100-022
BULK	50 MICRO-INCHES [1.27um]	SS-39100-021
PACKAGE	CONTACT PLATING IN MATING AREA	PART NUMBER



THIRD ANGLE PROJECTION



11118 Susquehanna Trail South  
 Glen Rock, PA 17327-9199  
 (717) 235-7512  
<http://www.stewartconnector.com>

DO NOT SCALE DRAWING

DRAWING IS SUBJECT TO CHANGE WITHOUT NOTICE

DIMENSIONS: INCHES [METRIC]

UNLESS OTHERWISE SPECIFIED TOLERANCES ARE ±.005 [0.13] ANGLES ARE ±1°

SHEET NO. 1 OF 1

8 POSITION/8 CONDUCTOR CAT6 PLUG  
 WIRE SEPARATOR & LOAD BAR, UNSHIELDED RCV

THIS DRAWING AND THE SUBJECT MATTER SHOWN THEREON ARE CONFIDENTIAL AND THE PROPRIETARY PROPERTY OF STEWART CONNECTOR AND SHALL NOT BE REPRODUCED, COPIED, OR USED IN ANY MANNER WITHOUT PRIOR WRITTEN CONSENT OF STEWART CONNECTOR. ONE OR MORE U.S. PATENTS MAY APPLY TO THIS PRODUCT. FOR DETAILS, PLEASE VISIT: [HTTP://BELFUSE.COM/STEWART/STEWART\\_PATENTS/](http://BELFUSE.COM/STEWART/STEWART_PATENTS/)

DRN BY:	TRM	DATE	7-24-07
APPD BY:	DHG	DATE	7-24-07
DWG. NO.	CT390051	REV.	A7