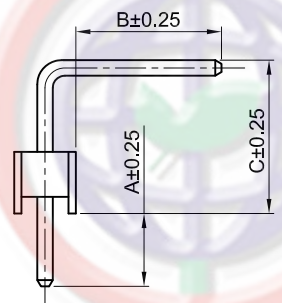
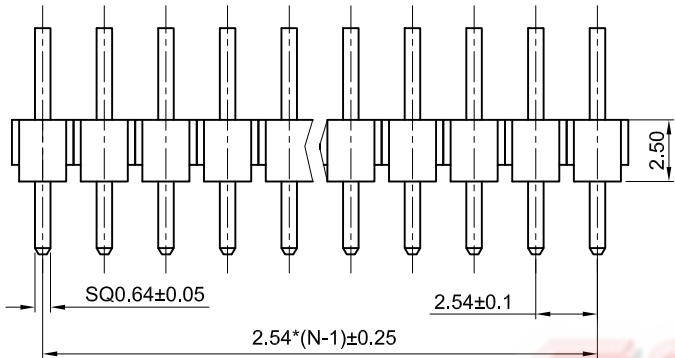


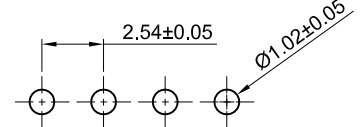
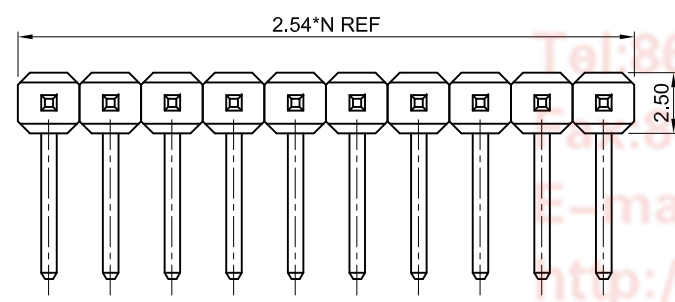
U TYPE

REV.	DESCRIPTION	DRAWN	CHECKED	APPROVED
A	NEW RELEASE	LJH 09/15/05'		LJC 09/15/05'
M	DRAWING UPDATE	JLZ 12/17/18'		

Dept Qty
 DC 1
 ED 1
 IE 1
 ISO 1
 PD 1
 R&D 1
 SD 1
 QA 1
 QC 1
 QF 1



N: NUMBER OF CONTACTS



RECOMMEND P.C.BOARD LAYOUT

NOTES:

SPECIFICATIONS:

- CONTACT RESISTANCE: 20mΩ MAX.
- INSULATION RESISTANCE: 1000MΩ MIN.
- DIELECTRIC WITHSTANDING VOLTAGE: 600V AC(RMS) FOR 1 MINUTE.
- CURRENT RATING:3A.
- VOLTAGE RATING:250V AC RMS.
- TEMPERATURE: -40°C~+105°C.

MATERIALS:

- CONTACT MATERIAL: COPPER ALLOY.
- CONTACT PLATING: GOLD PLATING OVER NICKEL.
- INSULATOR MATERIALS: PBT,BLACK,UL94-V0.

PRODUCT NUMBER CODE:

DS1022- X U X X X - X

PLATING LEVEL(FOR GOLD ONLY)
 3A: LEVEL 3A B: LEVEL B
 N: LEVEL N

Dim. A B C type
 1: Type 1
 2: Type 2
 or -A*-*B*-*C*.*

CONTACT PLATING
 F1: FULL GOLD FLASH
 6: FULL TIN

BEND TYPE
 U: U TYPE

MOUNTING TYPE
 R: R/A

No.OF CONTACTS
 1x1 - 1x40

TABLE A:

TYPE	Dimension			Pin Length (mm)
	A	B	C	
1	3.00	6.00	6.07	15.50
2	4.00	6.90	3.40	14.70
3	6.00	11.40	5.64	23.40
4	3.75	3.40	3.40	11.00
5	2.80	4.00	3.40	10.60
6	5.85	7.90	3.40	17.50
7	3.60	3.20	3.40	10.60
8	6.30	3.20	4.36	14.20
9	3.00	6.00	5.42	15.00
10	3.64	5.76	6.48	16.30
11	3.00	6.00	5.00	14.40
12	3.10	3.40	3.40	10.50
13	6.00	4.90	3.40	14.70
14	6.30	3.00	3.40	13.10
15	6.20	3.70	3.60	14.00
16	3.00	6.30	4.20	14.00
17	2.30	5.11	5.30	13.10
18	6.20	3.80	3.40	13.80
19	4.70	4.70	4.20	14.00
20	4.00	6.93	5.50	16.85
21	2.50	5.40	4.50	12.80
22	5.10	3.50	4.00	13.10
23	3.00	4.40	4.00	11.85
24	3.00	4.75	4.00	12.15
25	4.70	4.80	3.70	13.70
26	3.00	12.50	5.00	20.95
27	5.80	4.30	3.34	13.85
28	2.50	5.20	4.30	12.40
29	3.00	6.20	6.45	16.10
30	3.00	6.00	4.30	13.80
31	7.50	7.80	4.00	19.80
32	3.00	7.00	6.07	16.50
33	3.00	6.00	6.57	16.00
34	6.00	4.40	3.68	14.50
35	3.07	5.92	6.50	15.90
36	3.30	3.15	5.10	12.00
37	3.00	6.50	4.50	14.40
38	3.00	6.50	5.07	15.00
39	6.00	2.40	4.20	13.00
40	6.10	3.20	4.36	14.10
41	4.20	4.20	4.20	13.00
42	2.60	11.00	8.20	22.20
43	3.00	6.00	4.00	13.40
44	5.72	5.10	4.26	15.50
45	3.00	3.00	4.00	10.50
46	3.00	5.80	6.50	15.80

A/B/C: CUSTOMER LENGTH AVAILABLE

47	3.30	5.80	4.36	14.00
48	3.50	6.32	5.50	15.70
49	4.00	7.90	3.30	15.70
50	3.50	2.20	4.30	10.50
51	3.00	3.00	4.30	10.80
52	3.00	5.20	3.80	12.50

GENERAL TOLERANCE		ANGLE TOLERANCE		PROJECTION	TITLE
X.	±0.60	X.	±5°		2.54mm PIN HEADER R/A TYPE
.X	±0.38	.X	±3°	mm	SINGLE ROW U TYPE
.XX	±0.25	.XX	±2°	A4	SHEET SIZE
DRAWING TYPE		CUSTOMER		SERIES	DS1022 SERIES
SCALE		1:1	SHEET		1 OF 5
DRAWING NO.		C-DS1022-1xXXUXX-X-M			

晨翔电子有限公司
CONNFLY CONNFLY ELECTRONIC CO. LTD

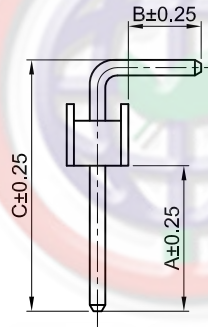
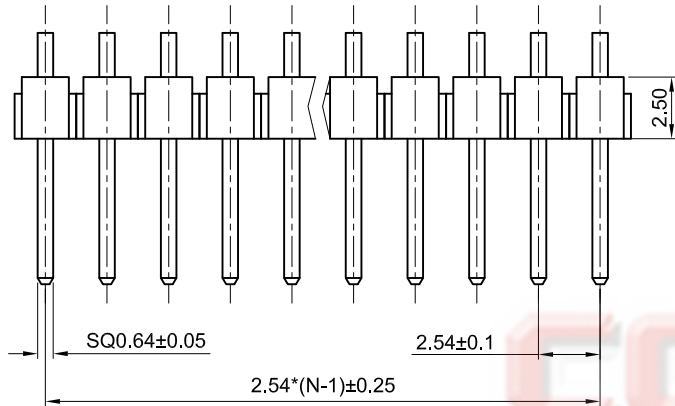
The information provided herein is from CONNFLY Electronic Co., Ltd. and is confidential. Any disclosure to a party other than the recipient is prohibited. The intellectual properties and its rights contained herein, including but not limited to, trademarks, patents, copyrights, trade secrets, and technical know-how, are owned exclusively by CONNFLY or its affiliates. Unauthorized use of this information in any format or manner. CONNFLY may enforce its intellectual property rights at its own discretion; failures or delays to exercise such rights does not constitute a waiver of such rights.

Dept
Qty
DC 1
ED 1
IE 1
ISO 1
PD 1
R&D 1
SD 1
QA 1
QC 1
QE 1

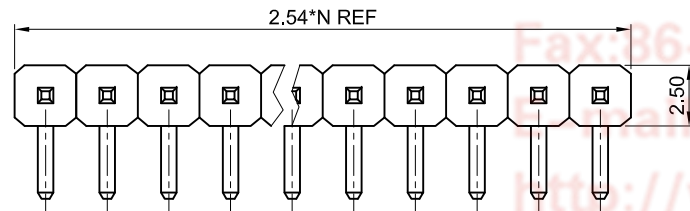
The information provided herein is from CONNELY Electronic Co., Ltd. and is confidential. Any disclosure to a party other than the recipient is prohibited. The intellectual properties and its rights contained herein, including but not limited to, trademarks, patents, copyrights, trade secrets, and technical know-how, are owned exclusively by CONNELY or its affiliates. Unauthorized use or reproduction of this information in any format or manner. CONNELY may enforce its intellectual property rights at its own discretion; failures or delays to exercise such rights does not constitute a waiver of such rights.

D TYPE

REV.	DESCRIPTION	DRAWN	CHECKED	APPROVED
A	NEW RELEASE	LJH 09/15/05'		LJC 09/15/05'
L	DRAWING UPDATE	JLZ 12/17/18'		



N: NUMBER OF CONTACTS



RECOMMEND P.C.BOARD LAYOUT

TABLE A:

TYPE	Dimension			Pin Length (mm)	21	5.00	2.70	8.14	11.30
	A	B	C						
1	6.00	3.00	10.36	13.80					
2	6.00	4.50	9.50	14.40					
3	6.10	4.00	10.40	14.80					
4	6.00	3.20	10.50	14.10					
5	6.00	3.50	10.82	14.70					
6	4.70	1.73	8.20	10.40					
7	15.00	3.00	19.08	22.50					
8	6.00	3.10	11.10	14.40					
9	1.00	1.91	5.00	7.40					
10	6.20	3.20	11.10	14.70					
11	6.20	3.20	10.8	14.40					
12	4.50	2.93	8.00	11.40					
13	6.30	2.60	10.36	13.40					
14	5.70	2.95	9.52	12.90					
15	4.80	3.00	8.10	11.50					
16	6.00	3.00	9.14	12.60					
17	7.20	3.00	10.36	13.80					
18	3.00	6.00	7.50	13.80					
19	3.00	6.00	9.32	15.80					
20	3.50	3.00	7.86	11.30					

A/B/C: CUSTOMER LENGTH AVAILABLE

NOTES:

SPECIFICATIONS:

- CONTACT RESISTANCE: 20mΩ MAX.
- INSULATION RESISTANCE: 1000MΩ MIN.
- DIELECTRIC WITHSTANDING VOLTAGE: 600V AC(RMS) FOR 1 MINUTE.
- CURRENT RATING:3A.
- VOLTAGE RATING:250V AC RMS.
- TEMPERATURE: -40℃~+105℃.

MATERIALS:

- CONTACT MATERIAL: COPPER ALLOY.
- CONTACT PLATING: GOLD PLATING OVER NICKEL.
- INSULATOR MATERIALS: PBT, BLACK, UL94-V0.

PRODUCT NUMBER CODE:

DS1022- X D X X X - X

PLATING LEVEL (FOR GOLD ONLY)
3A: LEVEL 3A B: LEVEL B
N: LEVEL N

Dim. A B C type
1: Type 1
2: Type 2
or -A*-B*-C*

CONTACT PLATING
F1: FULL GOLD FLASH
6: FULL TIN

BEND TYPE
D: D TYPE

MOUNTING TYPE
R: R/A

No.OF CONTACTS
1x1 - 1x40

GENERAL TOLERANCE		ANGLE TOLERANCE	
X.	±0.60	X.	±5°
.X	±0.38	.X	±3°
.XX	±0.25	.XX	±2°

DRAWING TYPE	CUSTOMER
SCALE	1:1 SHEET 2 OF 5
DRAWING NO.	C-DS1022-1xXXDXX-X-L

PROJECTION	TITLE
	2.54mm PIN HEADER R/A TYPE
UNITS	mm
SHEET SIZE	A4
SERIES	DS1022 SERIES

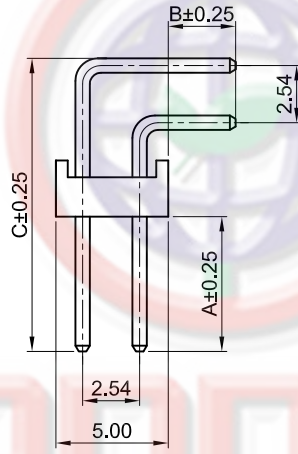
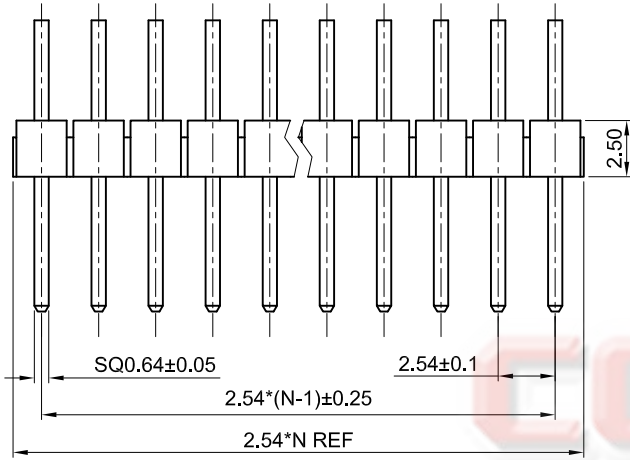
晨翔电子有限公司
CONNFLY CONNELY ELECTRONIC CO. LTD

The information provided herein is from CONNELY Electronic Co., Ltd. and is confidential. Any disclosure to a party other than the recipient is prohibited. The intellectual properties and its rights contained herein, including but not limited to, trademarks, patents, copyrights, trade secrets, and technical know-how, are owned exclusively by CONNELY or its affiliates. Unauthorized use of this information in any format or manner. CONNELY may enforce its intellectual property rights at its own discretion; failures or delays to exercise such rights does not constitute a waiver of such rights.

1 2 3 4 5 6 7 8

REV.	DESCRIPTION	DRAWN	CHECKED	APPROVED
A	NEW RELEASE	LJH 09/15/05'		LJC 09/15/05'
L	DRAWING UPDATE	JLZ 12/17/18'		

RIGHT ANGLE TYPE
N:NUMBER OF CONCACT/2



NOTES:

SPECIFICATIONS:

- CONTACT RESISTANCE: 20mΩ MAX.
- INSULATION RESISTANCE: 1000MΩ MIN.
- DIELECTRIC WITHSTANDING VOLTAGE: 600V AC(RMS) FOR 1 MINUTE.
- CURRENT RATING:3A.
- VOLTAGE RATING:250V AC RMS.
- TEMPERATURE: -40°C~+105°C.

MATERIALS:

- CONTACT MATERIAL: COPPER ALLOY.
- CONTACT PLATING: GOLD PLATING OVER NICKEL.
- INSULATOR MATERIALS: PBT,BLACK,UL94-V0.

PRODUCT NUMBER CODE:

DS1022- X X X X - X

PLATING LEVEL(FOR GOLD ONLY)
3A: LEVEL 3A B: LEVEL B
N: LEVEL N

Dim. A B C type
1: Type 1
2: Type 2
or -A* *-B* *-C**

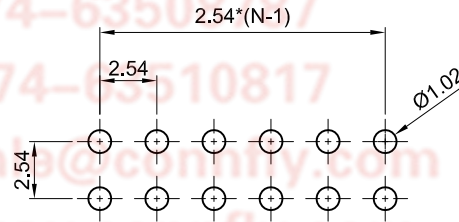
CONTACT PLATING
F1: FULL GOLD FLASH
6: FULL TIN

MOUNTING TYPE
R: R/A

No.OF CONTACTS
2x1 - 2x40

RIGHT ANGLE
TABLE A:

TYPE	Dimension			Pin Length (mm)	TYPE	Dimension			Pin Length (mm)
	A	B	C			A	B	C	
1	6.00	3.00	13.04	14.00	12	3.00	3.00	9.90	10.80
				19.00					15.80
2	6.10	4.00	12.94	15.00	13	6.00	3.50	13.04	14.50
				20.00					19.50
3	6.00	4.00	12.76	14.80	14	3.00	9.00	11.90	18.80
				19.80					23.80
4	9.00	3.00	16.04	17.00	15				
				22.00					
5	6.00	3.00	13.80	14.80	16				
				19.80					
6	5.10	3.00	13.04	14.00	17				
				19.00					
7	6.50	3.00	13.10	14.00	18				
				19.00					
8	3.00	6.00	9.32	18.30	19				
				13.20					
9	3.00	3.00	10.90	11.80	20				
				16.80					
10	7.00	3.10	13.90	15.00	21				
				20.00					
11	4.00	3.00	10.76	11.80	22				
				16.80					



GENERAL TOLERANCE		ANGLE TOLERANCE		PROJECTION	TITLE
X.	±0.60	X.	±5°		2.54mm PIN HEADER R/A TYPE DOUBLE ROW
.X	±0.38	.X	±3°	mm	
.XX	±0.25	.XX	±2°	A4	SERIES DS1022 SERIES
DRAWING TYPE		CUSTOMER		晨翔电子有限公司 CONNFLY CONNELY ELECTRONIC CO. LTD	
SCALE		1:1 SHEET 3 OF 5			
DRAWING NO.		C-DS1022-2xXXX-X-L			

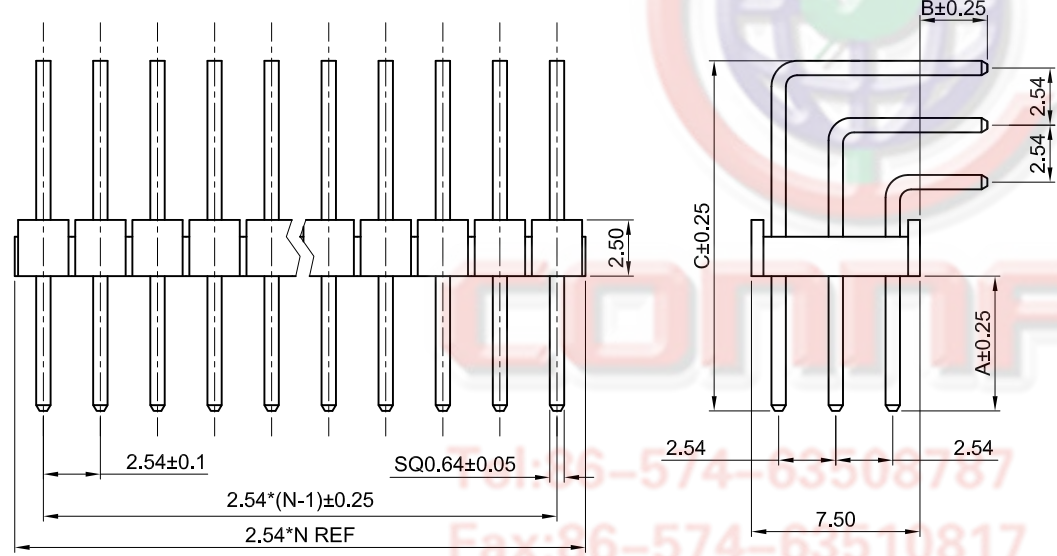
1 2 3 4 5 6 7 8

The information provided herein is from CONNELY Electronic Co., Ltd. and is confidential. Any disclosure to a party other than the recipient is prohibited. The intellectual properties and its rights contained herein, including but not limited to, trademarks, patents, copyrights, trade secrets, and technical know-how, are owned exclusively by CONNELY or its affiliates. Unauthorized use of this information in any format or manner. CONNELY may enforce its intellectual property rights at its own discretion; failures or delays to exercise such rights does not constitute a waiver of such rights.

1 2 3 4 5 6 7 8

REV.	DESCRIPTION	DRAWN	CHECKED	APPROVED
A	NEW RELEASE	LJC 09/13/13'		LJC 09/13/13'
B	ADD P/N CODE	LJC 12/08/13'		LJC 12/08/13'
C	DRAWING UPDATE	JLZ 12/17/18'		

RIGHT ANGLE TYPE
N:NUMBER OF CONCACT/3



- NOTES:
SPECIFICATIONS:
- CONTACT RESISTANCE: 20mΩ MAX.
 - INSULATION RESISTANCE: 1000MΩ MIN.
 - DIELECTRIC WITHSTANDING VOLTAGE: 600V AC(RMS) FOR 1 MINUTE.
 - CURRENT RATING:3A.
 - VOLTAGE RATING:250V AC RMS.
 - TEMPERATURE: -40°C~+105°C.

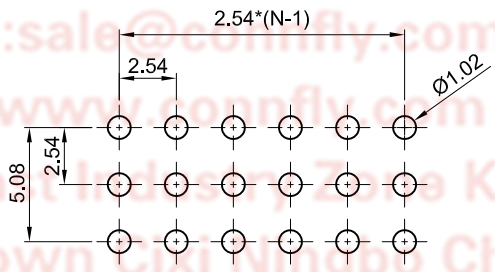
- MATERIALS:
- CONTACT MATERIAL: COPPER ALLOY.
 - CONTACT PLATING: GOLD PLATING OVER NICKEL.
 - INSULATOR MATERIALS: PBT,BLACK,UL94-V0.
- PRODUCT NUMBER CODE:

DS1022- X X X X - X

- PLATING LEVEL(FOR GOLD ONLY)
3A: LEVEL 3A B: LEVEL B
N: LEVEL N
- Dim. A B C type
1: Type 1
or -A*.*-B*.*-C*.*
- CONTACT PLATING
F1: FULL GOLD FLASH
6: FULL TIN
- MOUNTING TYPE
R: R/A
- No.OF CONTACTS
3x1 - 3x40

TABLE A:

TYPE	Dimension			Pin Length (mm) Short: 14.0 Middle: 19.0 Long: 24.0
	A	B	C	
1	6.00	3.00	15.58	



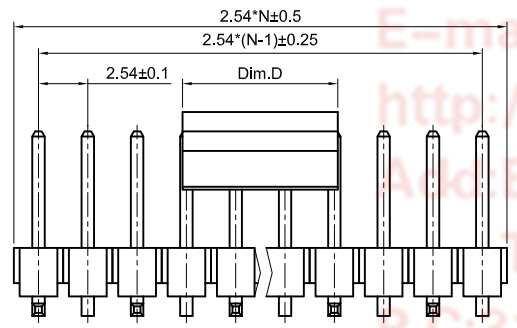
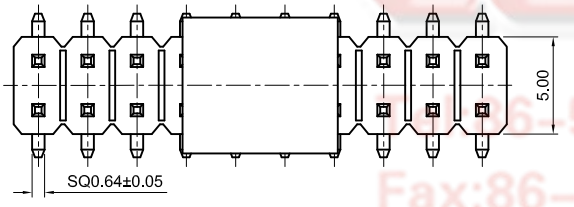
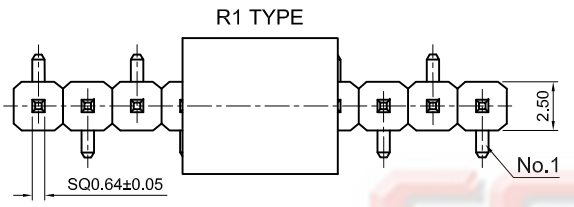
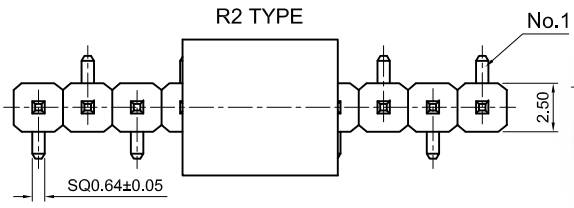
GENERAL TOLERANCE		ANGLE TOLERANCE		PROJECTION		TITLE	2.54mm PIN HEADER R/A TYPE
X.	±0.60	X.	±5°	UNITS	mm	TREBLE ROW	
.X	±0.38	.X	±3°	SHEET SIZE	A4	SERIES	DS1022 SERIES
.XX	±0.25	.XX	±2°	晨翔电子有限公司 CONNFLY CONNELY ELECTRONIC CO. LTD			
DRAWING TYPE		CUSTOMER					
SCALE	1:1	SHEET	4 OF 5				
DRAWING NO.		C-DS1022-3xXXX-X-C					

1 2 3 4 5 6 7 8

Dept
Qty
DC 1
ED 1
IE 1
ISO 1
PD 1
R&D 1
SD 1
QA 1
QC 1
QE 1

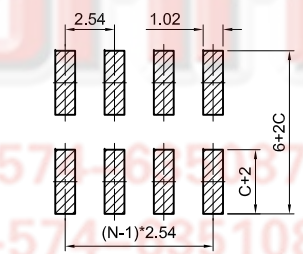
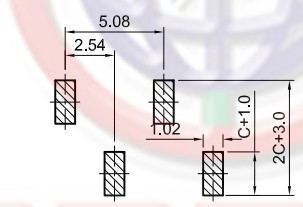
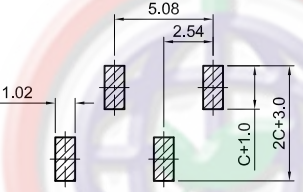
The information provided herein is from CONNELY Electronic Co., Ltd. and is confidential. Any disclosure to a party other than the recipient is prohibited. The intellectual properties and its rights contained herein, including but not limited to, trademarks, patents, copyrights, trade secrets, and technical know-how, are owned exclusively by CONNELY or its affiliates. Unauthorized use of this information in any format or manner. CONNELY may enforce its intellectual property rights at its own discretion; failures or delays to exercise such rights does not constitute a waiver of such rights.

REV.	DESCRIPTION	DRAWN	CHECKED	APPROVED
A	NEW RELEASE	YCH 11/19/10'		LJC 11/19/10'
E	DRAWING UPDATE	JLZ 12/17/18'		



N=No. OF CONTACTS(SINGLE ROW)
N=No. OF CONTACTS/2(DOUBLE ROW)

pos.	Dim.	Dim.D
2~4pin		5.0mm
5~40pin		8.0mm
Single Row		7.0mm



RECOMMEND PCB LAYOUT
TOLERANCE=±0.05

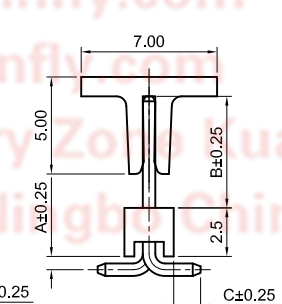
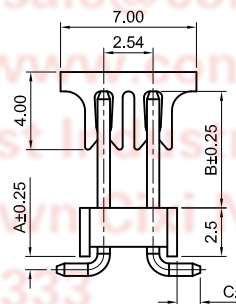


TABLE B:

TYPE	Dimension			Pin Length (mm)
	A	B	C	
1	1.50	6.00	3.00	13.80
2	1.20	6.00	3.00	13.50
3	0.68	7.75	1.20	12.90
4	1.20	8.00	2.50	14.90
5	1.20	6.00	1.20	11.70
6	0.70	6.00	1.40	11.30
7	1.50	6.00	1.20	11.90
8	1.00	5.84	1.40	11.60
9	1.00	8.13	1.40	13.80
10	1.18	11.00	2.50	17.90
11	0.68	4.50	1.40	10.00
	0.48	6.00	1.25	11.00

NOTES:

SPECIFICATIONS:

- CONTACT RESISTANCE: 20mΩ MAX.
- INSULATION RESISTANCE: 1000MΩ MIN.
- DIELECTRIC WITHSTANDING VOLTAGE: 600V AC(RMS) FOR 1 MINUTE.
- CURRENT RATING:3A.
- VOLTAGE RATING:250V AC RMS.
- TEMPERATURE: -40°C~+105°C.

MATERIALS:

- CONTACT MATERIAL: COPPER ALLOY.
- CONTACT PLATING: GOLD PLATING OVER NICKEL.
- INSULATOR MATERIALS: HIGH TEMP, BLACK, UL94-V0.

PRODUCT NUMBER CODE:

DS1022- X X M X X X X - X

- PLATING LEVEL(FOR GOLD ONLY)
3A: LEVEL 3A B: LEVEL B
- PACKING TYPE
T: TRAY
R: TAPE ON REEL
B: TUBE
- PICK UP SUPPORT
S: W/ PICK UP
X: W/O PICK UP
- Dim. A B C type
1: Type 1.....
or -A*.*B*.*C*.*
- CONTACT PLATING
F1: FULL GOLD FLASH
6: FULL TIN
- BEND TYPE (SINGLE ROW ONLY)
A: R1 TYPE
B: R2 TYPE
- MOUNTING TYPE
M: SMT
- No.OF CONTACTS
1x2 - 1x40
2x2 - 2x40

GENERAL TOLERANCE		ANGLE TOLERANCE	
X.	±0.60	X.	±5°
.X	±0.38	.X	±3°
.XX	±0.25	.XX	±2°

PROJECTION		TITLE
UNITS	mm	PIN HEADER PITCH 2.54mm SMT TYPE
SHEET SIZE	A4	SERIES DS1022 SERIES

DRAWING TYPE	CUSTOMER
SCALE	1:1 SHEET 5 OF 5
DRAWING NO.	C-DS1022-XMXXXXX-X-E

晨翔电子有限公司
CONNFLY CONNELY ELECTRONIC CO. LTD